

**THE
NEW YORK
POSTMASTER'S PROVISIONAL**

BY

STANLEY M. PILLER

Published by Robert G. Kaufmann Publishing Company
Sponsored by Dr. Leonard Kapiloff

Edited by
Jeremiah A. Farrington
and
Philip T. Wall

Copyright © 1991
Printed in the U.S.A.
by
Cosmos Press

This work is dedicated
to the memory of
Miriam Siegel
and
Dorothy Kapiloff

TABLE OF CONTENTS

	PAGE
FOREWORD	v
INTRODUCTION	vii
PREFACE	viii
I. ESSAYS AND PROOFS	1
PLATING THE SHEET OF NINE	10
II. THE PLATE OF FORTY	17
PLATING THE ISSUED STAMPS	21
III. INITIALS USED TO VALIDATE THE NEW YORK PROVISIONALS	41
IV. GUM AND PAPER VARIATIONS	44
ORIGINAL GUM	44
PAPER VARIATIONS	44
V. MULTIPLES	49
VI. POSTAL HISTORY - EARLIEST RECORDED USE	55
VII. NEW YORK POSTMASTER'S PROVISIONALS INITIALED RHM	61
RHM COVERS USED OUTSIDE NEW YORK CITY	66
VIII. NEW YORK PROVISIONALS ORIGINATING ON MAIL OUTSIDE OF NEW YORK	70
ALBANY, NEW YORK	70
BOSTON, MASSACHUSETTS	71
BALTIMORE, MARYLAND	77
HAMILTON, CANADA	78
JERSEY CITY, NEW JERSEY	80
NEW HAMBURGH, NEW YORK	80
PHILADELPHIA, PENNSYLVANIA	80
SING SING, NEW YORK	82
WASHINGTON, D.C.	82
PROVIDENCE, RHODE ISLAND	84
IX. USES FROM NEW YORK CITY	85
DOMESTIC USAGES	85
RECORDED USE	89
STEAMBOAT, STEAMER, AND SHIP USE	89
U.S. EXPRESS MAIL USE	92
U.S. CITY DESPATCH POST USE	92
FORWARDED MAIL USE	95
TURNED COVERS	96
ADVERTISING COVER	98
CANCELLATIONS, POSTMARKS, AND MISCELLANEOUS	99
X. USES TO FOREIGN DESTINATIONS	103
BELGIUM	104
FRANCE	107
GERMANY	108
HOLLAND	111
ITALY	113
SWITZERLAND	114
UNITED KINGDOM	114
CANADA	118

	CANADIAN PROVINCES	120
	MEXICO	121
	TEXAS REPUBLIC	121
XI.	CARRIERS AND LOCALS	123
XII.	SPERATI COUNTERFEIT	124
	BIBLIOGRAPHY	127

FOREWORD

This work would never have been undertaken had not my good friend Dr. Leonard Kapiloff decided to collect (under the prodding of Robert A. Siegel and myself) the New York Postmaster's Provisional. It was in the fall of 1984 and Len had been collecting and exhibiting his 5¢ and 10¢ 1847 collection. The Grunin collection of New York Postmasters, although offered to Len, had been sold to another party. Len wanted to focus on the 1847's. The announcement that the collection of John D. Pope III, which contained many outstanding 9X1 covers, would be offered at public auction changed Dr. Kapiloff's mind.

When the Pope auction catalogue arrived, the decision to build a New York collection was reached. We concluded that to build the nucleus as many as possible of the important New York items should be purchased. Therefore, I attended the Pope sale in December and, along with Robert A. Siegel, purchased numerous items for Dr. Kapiloff's collection. At the second Pope sale, in May of 1985, numerous other items were acquired. In September of 1986, the major portion of the Grunin collection was sold by Daniel F. Kelleher Co., Inc. (their 573rd sale) and several important pieces were purchased by Robert A. Siegel and me.

There were other sales and other items added, most notably the unused reconstruction from a Christie's sale. Philip T. Wall decided to sell the New Yorks from his collection and we purchased a number of the off cover rarities as well as the two existing full sheets from the plate proof of nine.

Despite these many significant purchases, there was still one item lacking in his collection. In December of 1988, the item he wanted was offered privately at a very large price. An inner voice told him to be patient and he turned it down.

Finally, Christie's announced that it would sell the Weill Bros. stock, including the collection of Postmaster's Provisionals. In October 1989, Robert Siegel and I bought most of the items needed for Dr. Kapiloff's collection, including the one item he had been waiting for eagerly but patiently: the magnificent "Hasbrouck" cover with the block of nine. In June of 1990, at the Robert A. Siegel Auction Galleries sale of the Brazer collection, the final missing pieces in the category of Proofs and Essays were added.

Once the Hasbrouck cover was added, Dr. Kapiloff started nudging me to write a book on the New Yorks. I had been toying with the idea and had discussed this at great length with Robert Kaufmann who offered to publish the book, and Dr. Kapiloff who offered to underwrite the publication. In February 1990, I finally purchased a Macintosh SE/30 computer, which was compatible with the Kaufmann Desktop Publishing System and started on this book.

There are a number of people I would like to thank. Foremost is Dr. Leonard Kapiloff, for without his desire to collect the New Yorks I never would have had the desire to study the stamp, nor would I have had the material to study. Philip T. Wall did a tremendous job in the early 1980's with research work and writing many fine articles on the New Yorks. These articles form the foundation of this book and I have relied heavily on them. If it were not for Phil

and his generosity in "loaning" me his knowledge, this book would not have been possible. I must thank him, as well, for his "Introduction" to the work. I wish to thank Jere Farrington, for editing this book, for supplying photos from his collection, and for making substantial contributions to the text.

I would also like to thank Stanley Richmond and Robert Faiman for supplying a number of items from their stocks, as well as Dr. Roberto Rosende, Peter Robertson, William T. Crowe and Austin Menaker from the Philatelic Foundation for their assistance in supplying photographs from their extensive files, and Daniel Bagby for photos from his collection. Donald Shearer also supplied information on usages.

A special thanks and deep appreciation to Sara Somers who typed the manuscript (or should I say entered it into the computer), Debra Bausinger who made the final changes on the manuscript, and to Robert Kaufmann for the final editing and layout. Special appreciation to Aubrey Bartlett and Virginia Valois for the final review of the text. Finally, I would also like to thank the Philatelic Foundation for help in distributing the book.

Stanley M. Piller
Oakland, California
June, 1991

INTRODUCTION

Prior to 1845 postage rates in the United States were very high. In addition, they were complex and difficult for the public to understand. By the Act of March 3, 1845, effective July 1, 1845, uniform postage rates were established. The new rates were considerably lower than those previously in effect and were easy to comprehend. The act provided for the mailing of a letter up to a distance of 300 miles at a cost of 5¢ per half ounce, and for any distance over 300 miles at the rate of 10¢ per half ounce.

Before the new act went into effect in mid-1845, it was the prevailing custom for mail to be delivered to the addressee before the Post Office was paid for its services. This was both awkward and cumbersome and did nothing to encourage the use of the mails.

Although Great Britain had introduced postage stamps five years earlier, the new act did not provide for the issuance of postage stamps by the Federal government. This did not take place for another two years. The 1845 act, however, did permit individual postmasters to issue stamps that would be valid only at their local post office.

On May 21, 1845, Robert Hunter Morris became postmaster at New York City, New York. Shortly after taking office, Postmaster Morris proceeded with a plan to issue an adhesive stamp pursuant to the Act of 1845. Morris was both an aggressive and progressive individual. He was politically inclined and wanted to impress his superiors in Washington, D.C. In addition, his compensation was based upon the receipts of the New York City Post Office.

Morris contracted with the New York firm of Rawdon, Wright and Hatch to print a 5¢ stamp bearing the likeness of George Washington. The stamps were printed in sheets of 40, eight horizontal rows of five. Although the first shipment of 1200 stamps arrived at the main New York Post Office on Saturday, July 12, 1845, it is believed the stamps were not placed on sale until Monday, July 14th. Postmaster Morris was obviously well pleased with the stamps: on the day of their arrival he immediately mailed specimen copies to postmasters at Albany, N.Y., Boston, Philadelphia, and Washington D.C.

In many respects the New York Postmaster's Provisional (Scott Cat. No. 9X1) is the United States first postage stamp. It carried mail from New York City to Canada, Mexico and several European countries and was the only provisional stamp used extensively on mail abroad. It was also recognized as a prepayment of postage on incoming mail at the New York City Post Office. There is little doubt but that postal officials in Washington, D.C. kept a close eye on the degree of acceptance of the new stamp by the general public. Once these officials saw that the new stamp was being used in large numbers, plans were made to issue stamps that would be available to the citizens of the entire country. This led to the passage of the Act of March 3, 1847, which authorized the Postmaster General to issue 5¢ and 10¢ stamps on and after July 1, 1847.

Stanley M. Piller has brought together the full story of the 5¢ New York stamp - from essays and proofs through to the issued stamp with its many varieties and fascinating usages. The material illustrated shows the vast majority of all known gems of 9X1 philately.

Philip T. Wall
Greensboro, N.C.
June, 1991

PREFACE

This single volume represents the accumulated study of one stamp by knowledgeable students over the past one hundred years. There is a fascination about the New York Provisional that can maintain a collector's keen interest for many, many years. Certainly new information and examples will surface in the future which will add to our knowledge; nonetheless, I see this study of the New York Provisional to be as complete as possible.

When I initially became involved in the project I thought our portion of the task would be finished in two months. Over a year has gone by with numerous revisions, re-writes, and edits; all with the idea of publishing the best.

Stanley Piller and his editors are to be congratulated in assembling the important information about this stamp, adding the missing pieces from these former studies and portraying it in an easy-to-read style and well-illustrated manner. It is our sincere hope we have accomplished that task and have added some small contribution to our philatelic knowledge.

Robert G. Kaufmann
Wayne, New Jersey
June, 1991

THE NEW YORK POSTMASTER'S PROVISIONAL

ESSAYS AND PROOFS

Uniform postage rates and the use of adhesive stamps to prepay postage originated in England in 1840 with the issuance of the "Penny Black" and the "Two Penny Blue". The use of stamps became so popular that it generated a strong public demand for similar reforms in the United States.




Fig. 1 Large die proof of Washington master design die.

In 1842, Greig's Post, the "City Despatch Post" in New York, became the first entity in the western hemisphere to issue stamps. When the "Post" was taken over by the United States Post Office in August 1842, Greig's local stamps

became the first semi-official stamps used in the United States to pre-pay postage.

The Act of Congress of March 3, 1845 replaced complicated postage rates with a uniform 5¢ & 10¢ rate for letters and accomplished the postal reform long demanded by the public.

The Postmaster in New York City was a progressive individual, Robert Hunter Morris. Morris had seen how the use of carrier stamps in New York City had improved the mails and, shortly after taking office, he proceeded with a plan to issue an adhesive postage stamp as authorized by the Act of March 3, 1845. To that end, Mr. Morris engaged the banknote firm of Rawdon, Wright and Hatch (later Rawdon, Wright, Hatch and Edson, printers of the first U.S. Government issue in 1847) to design, engrave and print a postage stamp.

The master design adapted for the New York stamp was a bust of Washington that existed as a stock die often used by the firm in the production of banknotes. Fig. 1 is a large die proof of this stock die with the Rawdon, Wright and Hatch imprint. Fig. 2 is a large die proof with a frame and cross hatching, and Fig. 3 shows the use of this die on a banknote.




Fig. 2 Master design die.




Fig. 3 Master design of Washington used on a Banknote.

A secondary die of the head and neck was made from the master die. This is the Washington head essay shown in Figs. 4, 5 & 6. This essay, which shows a scar running from Washington's lip to the bottom of the chin, is known in blue, green, brown and scarlet on India, thin bond, and thin glazed card.




Fig. 4 India die proof.




Fig. 5 Thin glazed card die proof.




Fig. 6 Thin bond paper die proof.

The secondary (head) die was retouched to remove the scar on the chin and the engraving completed to produce the finished stamp design. This finished design is known in four, possibly five, different states:

1. Finished design but with incomplete shading on the forehead. (Fig. 7)
2. Shading completed; this state of the die is found on the 'Plate of 9'. (Fig. 8)
3. With the "scar on neck", caused by damage from the accidental dropping of a pointed tool. (Fig. 9)
4. With the "scar on neck" and "dot in P of POSTAGE." (Fig. 10)
5. With damaged upper left corner. (Fig. 11)

The possible fifth state is a variety of state 2. It may be a duplicate die, discarded because of the damage, or, more probably, since only a single proof (black on India paper) has been recorded, it is no more than a printing variety. Most experts consider this a printing variety and it is presented for the record.




Fig. 7 Incomplete die proof of finished design.




Fig. 8 Die proof of finished design with large margins.




Fig. 9 Die proof with scar on neck.

The finished design with incomplete shading (Fig. 7) is known only as a small die proof in black or reddish violet on India paper. The finished die proofs are known on India paper with large margins (Fig. 8) and small margins (Fig. 12) in black, scarlet, reddish violet, dark violet, blue, green, orange yellow and brown.




Fig. 10 Die proof with scar on neck and dot in P on thin bond




Fig. 11 Die with apparent broken left corner.




Fig. 12 Die proof of finished design with small margins.




Fig. 13 Die proof with scar on neck, large scar.

The finished design with scar on neck (Fig. 9) appears in two varieties: small scar and large scar (Fig. 13), caused solely by differences in wiping the plate after inking.




Fig. 14 Die proof with scar on neck, dot in P, on India paper.




Fig. 15 Die proof, scar on neck, dot in P, on India paper, small margins.




Fig. 16 Die proof, scar on neck, dot in P, on yellowish bond.

The finished design with scar on neck and dot in P is known singly on thin bond (Fig. 10), and on india proof paper with large margins (Fig. 14) or with small margins cut to stamp size, (Fig. 15); on yellowish bond cut stamp size (Fig. 16); and with a Devils horn on Washington's head (Fig. 17) in at least four colors -- black, grey black, blue and scarlet.

The fourth die state is also printed with the Washington head essay on

India, die sunk on card (152 x 225 mm) in six colors -- black, brown, blue, green, scarlet and grey. (Fig. 18)

In the author's opinion, states 1 and 2 are contemporary with the stamps. According to Clarence Brazer in his article in the 1954 Congress book (page 62), state 3 was pulled by the American Banknote Co. in 1858 when Charles Toppan became president of that company. It also appears that the proofs of state 4 were made from the original die that had become rusty as is evidenced from the dark spots on the die. This die state (Figs. 6, 10 & 14) was probably pulled as salesman's samples in the 1860's, 1870's or 1880's. The die proof shown in Fig. 18 is most likely a salesman's sample made from a cleaned die, also in this time period.

Die proofs struck in black on India paper show off the design brilliantly and are usually made for inspection and approval of the die. Die proofs in various colors are normally done either for approval of color, or more often, as gifts and salesman's samples usually pulled after the stamp has been issued. States 1 and 2 fit the former case; state 4, the latter.




Fig. 17 Die proof on glazed card, scar on neck, dot in P and Devil's horn below O of POST.

All evidence now shows that prior to the making of the plate of 40 a preliminary plate of 9 was produced. No proof has been seen or recorded from the plate of 40, but the plate of 9 was proofed in dark blue, brown, dark green and scarlet on cream colored paper and in black on blue bond and white bond paper.

All are equally common with the exception of the black on white bond paper. This can be considered a semi-scarce proof as 5-10 copies of the black on blue paper can be found for every black on white. A reconstruction of the black on white is shown in Fig. 26.

For many years, proofs from the plate of 9 were considered reprints.

However, they are now accepted as preliminary proofs submitted to Robert H. Morris for his approval about mid-June, 1845.

At one time, three full sheets were known of the plate of 9 black on bluish bond paper. A sheet in the Miller collection in the New York Public Library (Fig. 19) was stolen some years ago and cut up. Today it consists of 3 singles: a vertical pair and a block of 4. (Fig. 20)

The two remaining sheets are shown in Figs. 21 & 22. One of these has a stitch watermark across the bottom row. (Fig. 22)




Fig. 18 Die proof, Washington head essay in combination with finished design, scar on neck, dot in P; India die sunk on card.




Fig. 19 The Miller full sheet before it was stolen.




Fig. 20 The Miller sheet as it exists today, cut up.

Dr. Clarence Brazer owned a block of 6, positions 4-6/7-9 (Fig. 23), and a block of 4 in brown, positions 1-2/4-5 (Fig. 24), and a block of 4 in green, positions 1-2/4-5 (Fig. 25). He also reported the existence of a pair in brown. As mentioned earlier, plate proofs from the sheet of 9 exists in brown, blue, green and scarlet on yellowish cream, black on blue bond and black on white bond.



Fig. 21 Full sheet of nine.



Fig. 22 Full sheet of nine with stitch watermark.



Fig. 23 Block of six in brown, Pos. 4-6, 7-9.



Fig. 24 Block of four in brown.



Fig. 25 Block of four in green.

PLATING THE SHEET OF 9

Position dots were placed on the plate to assist in the correct alignment of the nine subjects. As the position dots were impressed by hand, there is some slight variation in their location and size. These dots are found in the 2nd and 3rd vertical rows (positions 2-3, 5-6, and 8-9) and are located in the lowest wig curl to the left of Washington's face. (Fig. 27)

The difference in these position dots is the easiest method of identifying positions 2, 3, 5 and 9. Of the remaining positions, position 6 is easily identified by the double transfer at bottom, position 8, by the shaded stock in Washington's neck, while position 7 is the only position lacking both the position dot and curve on Washington's neck. Positions 1 & 4 are very similar in that they both lack a position dot and they have a curve on Washington's neck that was doubtless caused by a bit of foreign matter adhering to the transfer roll, as in the case of the well known curl varieties on Plate 7 of the Type V one cent 1857. The detailed characteristics of each position follow:




Fig. 26 Reconstruction of the black on white paper sheet of nine.




Fig. 27 Location of position dot.




Fig. 28 Position 1




Fig. 29 Position 2

Position 1. (Fig. 28): No position dot, curved line on neck of Washington. The extension of this curve to the "I" of FIVE is very faint or missing entirely. On some copies there is a dot in the "E" of FIVE and a curved line in the right half of the "O" in OFFICE.

Position 2. (Fig. 29): Very small position dot that is almost covered by the curved line in Washington's hair. There are numerous vertical scratches in the left margin. If the margins are big enough there is a small dot 1.1 mm to the right and 0.3 mm above the upper right corner. The position dot in the hair is the most identifiable point.




Fig. 30 Position 3




Fig. 31 Position 4

Position 3. (Fig. 30); Small high dot. Faint horizontal line above "ST" of POSTAGE. Small dot in "P" of POST may be noticeable. There is a heavy concentration of vertical scratches in the left margin opposite Washington's nose. If the margins are wide enough, there is a small dot 1.2 mm. to the left and 0.5 mm above the upper left corner. A distinct horizontal scratch 1.0 mm in length is found in the bottom margin beneath the "E" of FIVE.

Position 4. (Fig. 31); No position dot and curved line on Washington's neck, similar to position 1 but slightly stronger. This line invariably extends through the "I" of FIVE. A tiny dot on the neck, exactly 4 mm above the center of the upper curve of the "C", serves to distinguish this position from position 1; otherwise, the two can easily be confused. On some well-printed copies, there is a dash above the first "F" of OFFICE.



Fig. 32 Position 5




Fig. 33 Position 6

Position 5. (Fig. 32); Large low position dot that just fills the curl. There are long, light vertical scratches in the left margin, more numerous than position 2 or position 6. On well-printed copies, there is a dash above "T" and "O" of POST OFFICE.

Position 6. (Fig. 33); Very small and high position dot similar to position 2: however, this position has a double transfer of bottom frame line. To the left of "P" in the left margin is a noticeable plate scratch.



Fig. 34 Position 7




Fig. 35 Position 8




Fig. 36 Position 9

Position 7. (Fig. 34); No position dot and no curved line on Washington's neck (the only such position). There are three bruises in the right margin to the right of the "S" of CENTS.

Position 8. (Fig. 35); Small low position dot. The most notable characteristic is the shading on Washington's neck caused by a double transfer. There is also a small diagonal line in "I" and a horizontal line in "E" of FIVE. To the left of the "F" are the three bruises found in the margin between Positions 7 and 8.

Position 9. (Fig. 36); Large, low position dot that completely fills and overflows Washington's curl. There is a break in the right frame line just to the right and above the "S" in CENTS. The plate scratches in the left and right margins are much fainter than in position 5 which is similar to this position. Most copies show a faint horizontal plate scratch across the nose extending into the check in the direction of and exactly at the level of the position dot.




Fig. 28a Position 1



Fig. 29a Position 2



Fig. 30a Position 3



Fig. 31a Position 4




Fig. 32a Position 5




Fig. 33a Position 6




Fig. 34a Position 7




Fig. 35a Position 8




Fig. 36a Position 9

Proofs from the plate of 9 are known with stitch watermark. Occasionally one finds stamps from the plate of 9 with fake cancels, usually a manuscript or a cork. It must be remembered that these proofs never saw postal duty and were never used.




Fig. 37 Full reconstruction of the plate of forty.

THE PLATE OF FORTY

Once the design had been approved and the color of the stamp agreed upon, the printers, having proved they could produce a sheet of stamps with the plate of 9, prepared a plate of 40. (Possibly with the intent of selling sheets at \$2.00 to simplify accounting.)


The plate has been reconstructed. In an article by Paul MacGuffin, assisted by Stanley Ashbrook (*American Philatelist*, Vol. No. 49, #8, May 1936), the plating diagrams and information necessary to plate the stamps were shown. Fig. 37 shows a complete reconstruction showing the arrangement of the 40 stamps as it existed on the plate, eight horizontal rows of 5 each. The arrangement was confirmed by A. Hatfield and reconfirmed by A. Nicholas Reggio.

PLATING DATA

One of the most helpful plating guides are the dots found on the left cheek or the left hair curls. These dots are divided into 7 classes, A through G (Figs. 38a, 38b, and 38c):




Class A




Class B

Fig. 38a Location of cheek dots.

- Class A. Shows the dot to the left of the cheek on the hair curls. This dot occurs on positions 5, 15, 23, 24, 25 & 30.
- Class B. Shows the dot on the dividing line, position 29.



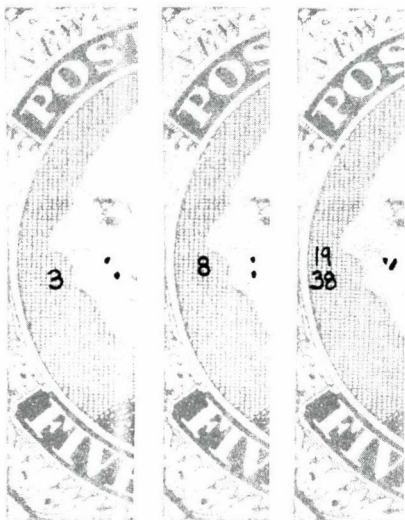
Class C




Classes D&E

Fig. 38b Location of cheek dots.

- Class C. Shows the dot on the cheek to the right of the hair, positions 4, 7, 9, 10, 12, 13, 14, 17, 18, 32, 34, 35 & 39.
- Class D. Shows dot on the cheek away from the hairline, position 22.
- Class E. Shows dot on the cheek under the eye, position 2.



Class F



Class G

Fig. 38c Location of cheek dots.

- Class F. Shows 2 dots on the cheek, positions 3, 8, 19 & 38.
- Class G. Shows 3 dots on the cheek, position 33.





Fig. 39 Location of dots in stock. Fig. 40 Location of blur in NEW.





Fig. 41 Location of plating marks in upper left corner.

Other plating marks are shown in the following diagram:

- Fig. 39 Shows the location of various dots on Washington's neck. Four positions share these dots: positions 14, 20, 28 & 33.
- Fig. 40 Shows a very consistent marking found to the right of the upper stroke of the "E" of "New". It is sort of a blur rather than a dot and occurs on positions 2, 13, 18, 27, 32 & 37.
- Fig. 41 Shows important plating marks found in the upper left-hand corner. These marks are found on positions 3, 4, 14, 22, 23, 25, 27, 30 & 40.

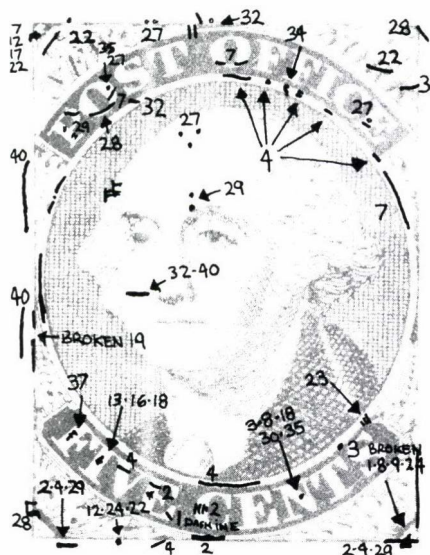


Fig. 42 Miscellaneous Plating Marks.

Fig. 42 Shows a composite diagram with various plating marks not previously illustrated.

A number of positions show double transfers. Shifts, usually evident in one or both of the labels, are found in positions 2, 4, 7, 20, 23, 28 & 29:

- No. 2 is the "Big Shift" of the bottom label.
- No. 4 has large shift in bottom plus small shift in top label.
- No. 7 has large shift in top label and Post Office.
- No. 20 has a shift in both labels.
- No. 23 has a shift in lower label.
- No. 28 has a slight shift in top and bottom label.
- No. 29 has a shift of the bottom frame. This is the position used by Sperati to create his various fakes.

A few other positions show very minor double transfers.



Two positions show major frame-line recutting, resulting in double or triple framelines:

Position 31: Shows a recutting of the bottom frame line and a distinct tripling of the frame line, two strong recut lines and one weak transferred line being visible. On this position the ornaments at the bottom are very short from an incomplete transfer.

Position 36: Shows a recutting of the top frame line and a distinct doubling. However, the characteristics of this position are more of a double transfer than of recutting.



PLATING THE ISSUED STAMPS

The following plating shows each position diagramed along with an example of each position. All the stamps shown in this plating are uncanceled.




Position 1

Position 1: Guide line outside of left frame. Frame broken lower right corner. Right hand side of ornament above lower label unshaded (also found in No. 19). Dash in lower serif in "E" of FIVE. Fine impressions will show fine lines down the right side.




Position 2

Position 2: The "Big Shift." Whole lower label shifted to outside lower frame line. Dot under the left eye. Shift marks in lower margin similar to Nos. 4 and 29. A blur dot is found to right of "E" of NEW. This peculiar dot is also found on 13-18-27-32 and 37. There is also a faint guide line at the upper left.





Position 3

Position 3: Dot in lower part of "P" of POST. Dot in oval over "TS" of CENTS. A faint line may be found in the lower part of "T" of CENTS. Dot in down stroke of "N" in CENTS. Dot on cheek close to tip of nose; a second dot is located $\frac{3}{4}$ mm at 11 o'clock. A faint line may be found above the "K" of YORK. On fine impressions only, faint guide lines are found at upper left and lower left and a scratch across the oval under the "P". There are 2 guide dots.




Position 4

Position 4: Shift. Lower label shifted. Dot on edge of cheek at left. Three dashes in lower margin similar to Nos. 2 and 29. Dashes in "P" of POST. Shift lines in white oval around the medallion at right and left sides. Fine impressions will show peculiar irregular line in forehead at right. Faint lines exist in right margin.




Position 5

Position 5: Dot in margin just outside of "P" of POST. Line in margin near top left corner slanting slightly to left. Line in margin between Nos. 5 and 10 from between "CE" of CENTS to "O" of OFFICE. A dot is found in the hair at left. Faint lines are found in left margin.





Position 6

Position 6: Left hand guide line in margin locates this stamp. Without margins it is a difficult stamp to plate as the dashes and scratches in the margins are important. The left line at top is continuous, whereas the line at bottom is a dotted one.




Position 7

Position 7: Shift. Upper and lower labels shifted. Shift lines in oval under "P" of POST and "E" of OFFICE. Top frame line almost double. Color spot on frame top left as in Nos. 12-17 and 22. There is a dot on the cheek to right of the hair at left. Fine impressions show scratches in upper left. There is also a guide line at lower left.




Position 8

Position 8: Two lines across oval extending into margin about the middle of the left frame line. Broken frame lower right corner. Dot in downstroke of "N" in CENTS. Two dots are found on the cheek at left. Fine impression will show a slanting line in the center part of the forehead and a slight break in the right frame line in lower right corner, with a fine dot to right of this corner. A very faint (sometimes invisible) vertical line runs through the upper left corner. This can be seen on clearly printed copies.




Position 9

Position 9: A dotted guide line in the design is found in the left top side and bottom. Slightly broken frame line in lower right corner. Dot on edge of cheek at left. Scratches in right margin assist in plating. They are apt to be found only on fine impressions. The lower right corner has an odd shape.




Position 10

Position 10: Lines in margin between Nos. 5 and 10 from right side of "O" of OFFICE to between "C" and "E" of CENTS in No. 5. Dot on edge of cheek. Faint scratch across left hand side of oval near the middle. Dotted guide lines are found in the upper left and lower left corners.





Position 11

Position 11: Dotted guide line in left margin. Vertical line in margin above top right corner. A small line in top margin to left of "O" of OFFICE. The straight lines and dotted lines assist in identifying this difficult position. Follow diagram closely.




Position 12

Position 12: Color spots on frame lines top left and under "V" of FIVE as in Nos. 7-12-17 and 22. Dot in middle of "E" of FIVE. Dot on cheek. Faint lines in left margin.





Position 13

Position 13: Line across oval just above middle right. Dot and dashes in "N" of CENTS. Dashes in "T" of FIVE. Dot on cheek. Left guide lines extend into design at top and bottom for short distances. Blur to right of "E" of NEW. Fine impressions will show three fine short lines in forehead.





Position 14


Position 14: Dot in stock. Lines crossing oval on right side just above middle. Faint line in first upstroke of "N" in CENTS. Left hand dotted guide line runs through design. Dot on cheek. Fine impressions will show a line in the "T" of POST. The faint lines are sometimes so faint as to be invisible.

**Position 15**

Position 15: Dot on outside of cheek in hair. Dot in margin below lower right corner. Fine impressions will show a line through "C" of "CENTS" as well as a break in the oval below the "C" of CENTS. There is a short line above the upper left corner of Position 20 that shows below the lower left corner of Position 15. This is a difficult stamp to plate without margins, but it is easy to identify if the break in the oval can be found below the "C."



**Position 16**

Position 16: Dotted guide line just outside left and right frame lines at top. Dot in margin in lower right. There is a small dash in the "I" of FIVE. This is a difficult stamp to plate without margins.





Position 17

Position 17: Color spots in top left corner similar to Nos. 7-12 and 22. Very plain dashes in right margin about the middle of top right ornament. A faint dot in right middle margin. Dot on cheek. Left guide line runs into design at bottom. Several fine lines in white oval at left.




Position 18

Position 18: Dash in "I" of FIVE. Dot in downstroke of "N" of CENTS. Smudges in right margin between Nos. 18 and 19. Dot on cheek. Guide lines extend into design at top left and lower right and left corners. A blur dot to right of "E" of NEW.




Position 19

Position 19: Unshaved right side of ornament above lower label as in No. 1. Left frame line broken just below middle of design. Two dots are found on cheek. The left frame line is irregular in lower left corner. Vertical scratches in "NT" of CENTS. The dotted guide line extends through the upper left corner.




Position 20

Position 20: Two dashes and a faint line in margin above top frame line. Faint line and dot in right side of "O" of POST. Upper and lower labels shifted. Dot in margin touching frame line in lower left corner. Shift of oval line in white oval below "P" of POST. Dot in margin to right below middle of design. Faint oval line in oval above "FI" of FIVE.




Position 21

Position 21: Guide line left margin. Difficult stamp to plate without margins. Dotted guide lines extend from left top and bottom corners. Two dots and a dash will be found in right margins of fine impressions. There is also a faint vertical line above the ruffle on the stock.




Position 22

Position 22: Color dots on left frame line top left corner and below "V" of FIVE, similar to Nos. 7-12 and 17. Dash across ornament below "E" of OFFICE. Dot on cheek. Faint line extends into bottom margin below "N" of CENTS." A small curl is found above top left corner in margin.





Position 23

Position 23: Shift. Very plain in lower label especially in the "V" of FIVE. Top label also slightly shifted. Shift lines on left and right side of large white oval and in the background of the medallion at right just above shoulder. Dot just outside of cheek, in hair at left.





Position 24

Position 24: Broken right frame line in lower right corner. Plain dot in left margin opposite lower left serif of "F" of FIVE. A close cut copy may prove difficult to plate. A dot is directly on line separating cheek and hair. This dot will positively identify this position if it is plain enough.




Position 25

Position 25: Dash in "O" of POST. Dot in hair touching line separating cheek and hair. Various dots in margins aid in plating this stamp. Fine impressions show a slanting line in left ornament below "P" of POST. A short line may also be found above the "K" of YORK. There is a long slightly oblique scratch in the left margin opposite the lower half of the stamp. The left frame line is unusually heavy.




Position 26

Position 26: Vertical line all the way through hair at right. This line extends down through the "N" of CENTS. Two small dashes are found in the white oval at right. Left side dotted guide lines outside of frame at top and bottom. The dots almost touch upper left corner. There is a break in the top line above the "O" of YORK.




Position 27

Position 27: Two spots in "O" of POST. Dot in oval under "O" of POST. Three small blur dots will be found in hair above the nose. Slanting left side guide line shows in margin of left bottom corner. Small smudge in "S" of POST, and blur dot to right of "E" of NEW. The lower part of the right frame line is very weak.





Position 28

Position 28: Shift. Plain slanting downstroke from top right corner about 1/16th of an inch long. Shift in lower part of "O" of OFFICE and in lower label. Dot in stock. Shift in left corners at top and bottom, and a faint guide line at upper left.





Position 29

Position 29: Three dashes just below lower frame line as in Nos. 2 and 4. Dash across small circle in left top corner. Top label shows shift in top of letters. Two blur dots over right eye. Scratch lines in "E" of OFFICE. Dot on cheek.





Position 30

Position 30: Small dash in "O" of POST. Dot in hair to left of cheek. Faint dot in downstroke of "N" in CENTS. Shift in white oval above "F" of FIVE. Background lines above "N" of NEW are missing. Several dots and dashes in left margin.




Position 31

Position 31: Recut bottom. Two strong recut lines and a third faint transferred line. Left hand dotted guide line in margin also locates this stamp. A fine line on forehead extending almost to right eye. Small dash above "K" of YORK.




Position 32

Position 32: Dot in "O" of POST. Plain dot in top margin to left of "O" of OFFICE. Dot on cheek, and a fine horizontal line from this dot runs to nose. Dash in "E" of OFFICE. Blur dot to right of "E" of NEW.





Position 33

Position 33: Slanting vertical lines near left top beginning in top margin above "E" of NEW going through ornament down through "O" of POST and into medallion. Several dashes across right oval above and below middle of design. Guide lines in lower left corner. Three dots on cheek at left. Dot in stock. Dash through left white oval just below middle of design.




Position 34

Position 34: Dot or an irregular dash in oval under second "F" of OFFICE. Dot on cheek. Background lines are missing in upper left corner above "N" of NEW. Dotted frame lines extend far into the design at left top and bottom.



Position 35

Position 35: Small dash in "O" of "POST." Dot in down stroke of "N" in CENTS. Dot on edge of cheek. Various dots in margins. Left frame line is slightly broken to left of "P" of POST. Small dot in top margin toward left.



Position 36

Position 36: Recut top. Double line. Left hand guide line almost double especially near top. A dot tops this line to left of "P" of POST. A small fine line is found in ornament to right of "S" of CENTS.





Position 37

Position 37: Fine dot in "O" of POST is rather faint. Several dashes in "F" of FIVE. Dash in left margin just above left side of lower label. A blur dot to right of "E" of NEW.




Position 38

Position 38: Three plain lines in the margin above top corner. The left hand line is part of the guide line which runs through the left hand side of the design to the middle. Dashes across the white oval at right side near top of ornament above lower label. Two dots on cheek. There are smudges in the right margin between Nos. 38 and 39, and fine line in margin below the right corner.



Position 39

Position 39: Dotted guide line extends far into design at left from top. Plain smudges between Nos. 39 and 40. Faint line in oval, middle of left side. Dot on cheek. Fine guide line extends into lower left corner.



Position 40

Position 40: Horizontal line in left cheek. Dot in "N" and "S" of CENTS. Small dash in right side of "O" of POST. Two fine parallel lines above "N" of NEW. Two heavy smudges in left margin between Nos. 39 and 40.

INITIALS USED TO VALIDATE THE N.Y. PROVISIONALS

Soon after the New York stamps were issued, Postmaster Morris apparently felt it was necessary to initial or validate the stamps. Perhaps the reason was to prevent re-use. In any event, several persons, including the postmaster himself, initialed stamps from time to time. These initials are distinctive and may easily be classified. One may even consider them overprints, like the Kans. - Nebr. overprints of 1929.

Mr. O.S. Hart of Cleveland was one of the first specialists who extensively studied the New York Provisionals and classified the signatures. MacGuffin, also classified the signatures, slightly different from Hart.



Fig. 43 Pair with MM Jr. signature on cover front.

A revised and improved method of classification was presented by Philip T. Wall in Chronicle 98 (Vol. 30, No.2), May 1978. This method is presented here:

Type I: MM Jr. (Fig. 43 & Fig. 44)

This is the rarest of all signatures. One pair on a cover front, a single on a full cover, and a single off cover are recorded.

Type II: RHM signature

Type IIA: Initialed bottom to top (Fig. 45). Two copies recorded in a rejoined horizontal pair on grey paper. While these two stamps were used separately, they were adjoining Positions 27 and 28 from the same sheet. They are on grey paper.



Fig. 44 MM Jr. signature on full cover.



Fig. 45 RHM signature
bottom to top.



Fig. 46 RHM signature
top to bottom.

Type IIB: Initialed top to bottom (Fig. 46). One unused example, about 20 used off-cover copies (including three on grey and one on pelure paper), and approximately 13 copies on-cover recorded.




Fig. 47 A.C.M. signature with forward roll, Type IIIA.

Type III: A.C.M. with periods

Type IIIA: With an additional roll of the forward curve at the beginning of the letter "C" (Fig. 47). At least 50 copies are recorded, only three of which are unused.




Fig. 48 A.C.M. signature, Type IIIB.




Fig. 49 AC M signature, AC joined, M not joined.




Fig. 50 ACM signature joined.

Type IIIB: Without the roll (Fig. 48), at least 100 copies recorded by Wall. In many photographs of this type the periods do not show.

Type IV: ACM - First two letters joined, M not connected. This is fairly common. (Fig. 49)

Type V: ACM - All letters joined. The most common type. (Fig. 50)




Fig. 51 The common types of signatures used: V, V, IV, IIIA and II.

Type I and Type III were believed to be done by Marcena Monson, brother of Alonzo C. Monson; Type IV by W.C.R. Engrist, a clerk in the post office; Type V by Alonzo Castle Monson, brother-in-law of Robert H. Morris and probably by several other clerks as well. Type II, of course, was done by Postmaster Morris himself. Fig. 51 shows these signatures. Virtually all were done in magenta ink. However, one example has been reported in black ink. In the Nov. 26, 1921 issue of Mekeel's Weekly Stamp News, Ernest R. Jacobs reported a 5¢ New York cover where the stamp had 3 pen strokes in black and was tied by the N.Y. postmark and had a black "ACM" signature. Mr. Jacobs' theory at the time was that the stamp was unsigned and the clerk canceling the stamp initialed it with the same pen. However, this stamp has not been seen since Mr. Jacobs made his report.

GUM AND PAPER VARIATIONS

ORIGINAL GUM

The firm that printed the 5¢ New York Provisionals, Rawdon, Wright & Hatch (Edson joined the firm some time prior to July 1, 1847) also printed the 5¢ & 10¢ 1847 stamps. The gum used on the Provisionals is the same as used on the 1847's. Two types of gum were used. One, thickly applied, has a yellowish brown tint that tends to permeate the paper and to leave the front of the stamp looking wrinkled and aged, with a yellow or buff appearance. The other type of gum used was whitish, almost transparent in appearance, and usually thinly applied. This second type appears slick to the touch. Both were hand-applied with the result that the gum usually has a somewhat uneven appearance with a regummed look. After 145 years, the gum has crystallized and dried out on the very few remaining stamps with original gum, leaving the paper with tiny gum cracks that tend to get worse as time progresses. As Wall states in his articles on the New York Provisionals: "But of one thing I am absolutely certain: original gum on the New York Provisional stamps constitutes a definite hazard to the health of the stamps."

PAPER VARIATIONS

In the Sept. 1952 issue of the Collectors Club Philatelist, (Vol.31, No.5), Winthrop Boggs published an article entitled "The New York Postmaster Provisional." He states that the paper used by Rawdon, Wright & Hatch was manufactured by Wilcox Ivy Mill in Chester, Pennsylvania, handmade from linen rags and properly seasoned before use.

On Oct. 12, 1913, the Nassau Stamp Co. sold the O. J. Hart collection of New York Provisionals. In the front of the catalogue is a table breaking down the 400 stamps as to type of paper. This table follows:

PAPER	QUANTITY
1. Yellowish white pelure	31
2. Yellowish white	82
3. Bluish white pelure	50
4. Bluish white	88
5. Grey blue	92
6. Grey	19
7. Blue	7
8. Ribbed	31

In 1921, Abraham Hatfield, Jr., a wealthy textile manufacturer and 5¢ New York specialist, wrote a book entitled "The New York Provisional Postmaster's Stamp." This was published by The Scott Stamp & Coin Co. in an edition of 100. It dealt primarily with the plating of the stamp. However, on page 12, the different kinds and colors of paper used in the printing of the stamp

were discussed. Hatfield states, "Personally I am inclined to the opinion that time and conditions have had a large part in the making of many of these varieties, and would reduce the varieties to blue, grey and bluish. The bluish tint could easily have faded, and time would assist the so-called yellow tints. I do not think the so-called white paper was ever used and think it but a thoroughly bleached bluish paper. The stamps on blue and grey paper seemed to have a distinctive quality that differs strongly from the others in the grain of the paper."

In his article in the American Philatelist, (May 1936), MacGuffin takes a position somewhere between Hart and Hatfield, and describes the colors as blue, grey blue, bluish white and white.

Wall, in his article in the Chronicle, (112, Vol. 33, No. 4, Nov. 1981), states that "I have examined several hundred copies of the 5¢ New Yorks in the past decade and feel that Hatfield reached the correct conclusion 60 years ago when he wrote that the true paper colors are blue, bluish and grey." It should be noted that the Gibbon's catalogue describes the bluish paper as grayish.

In John N. Luff's "Postmaster Provisional Stamps", he states that the last printing of the New York's took place on Jan. 7, 1847, when 4,000 copies (100 sheets) were delivered. As all of the known grey and blue paper covers are postmarked after that date, it is Wall's belief that most if not all the stamps printed on both grey and blue paper come from this last printing.

Although it is not easy to describe how a paper should look, Wall's description of the blue and grey paper says it best:



Fig. 52 Blue Paper pair on cover.

"The blue paper stamps are usually, but not always, found on a tough, hard paper of medium thickness with a consistency that is a lot like the 'kraft' type of paper found in your local supermarket. Occasionally, blue

paper varieties are found on a softer paper much like that used for normal stamps and this always presents a problem to the uninformed. The only true test lies in the amount of blue pigmentation found in the paper fibers. All 9X1's have a certain quantity of blue pigment in the paper including those printed on grey paper. Those with the least amount of blue are what we refer to as the normal bluish paper stamps, and those with the heaviest concentration of blue that causes the paper to have a decidedly darker blue appearance are what Scott calls 9X2."

In this author's opinion, the true blue is as dark or darker than the blue bond paper used for the "sheet of 9" proofs. Fig. 52 shows a pair of blue paper stamps used on cover April 16, 1847. The only unused unsigned example is shown in Fig. 53, while one of the two unused but signed examples is shown in Fig. 54.



Fig. 53 Unique unused, unsigned, blue paper.



Fig. 54 Unused, signed, blue paper.

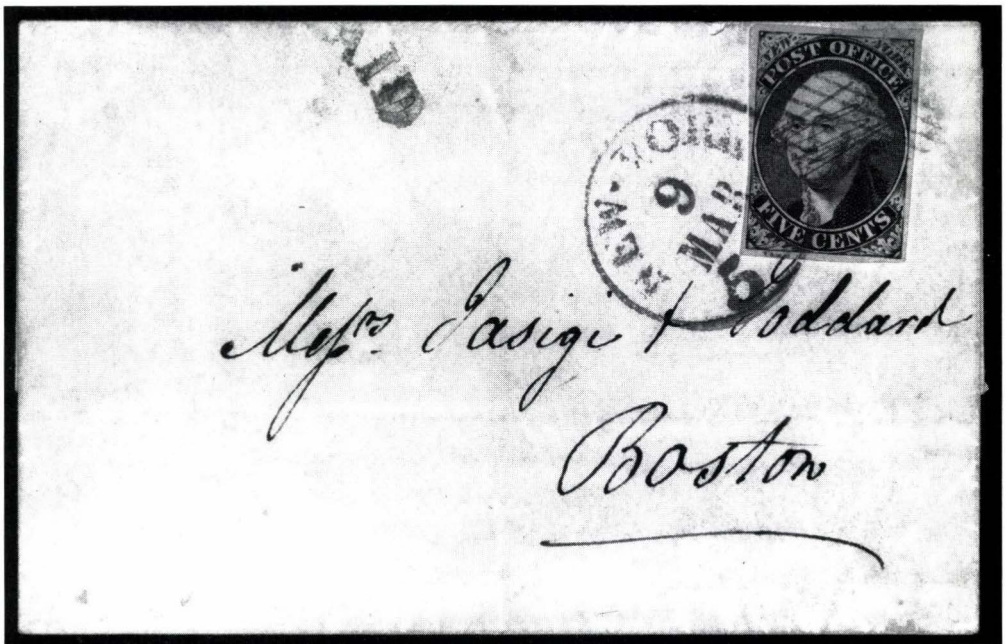


Fig. 55 Grey paper used on cover.

"The grey paper variety is always found on a tough, hard paper that is either thin or medium in thickness. These stamps have a decidedly grey appearance much like the color found on warships. If the paper appears whitish, grey-white, or grayish, then it is not a grey paper stamp." Fig. 55 is a grey paper used March 9, 1847, while Fig. 56 shows a full margined grey paper pair. This is what Scott now calls 9X3.



Fig. 56 Full sheet margined grey paper pair. Note grid cancel.

It should be noted that most, but not all, of the used grey paper and blue paper stamps are canceled by the red square grid which was first used in November, 1846. Fig. 57 shows a cover that to date is the earliest recorded example of this grid. The cover addressed to Mobile Alabama carries a pair of 5¢ New York's tied by the square grid with matching "New York 10 Cts, Nov 11 (1846) postmark. This cover sold for \$3250 + 10% in the Robert Kaufmann Auction of the Creighton C. Hart Collection on April 30, 1990.

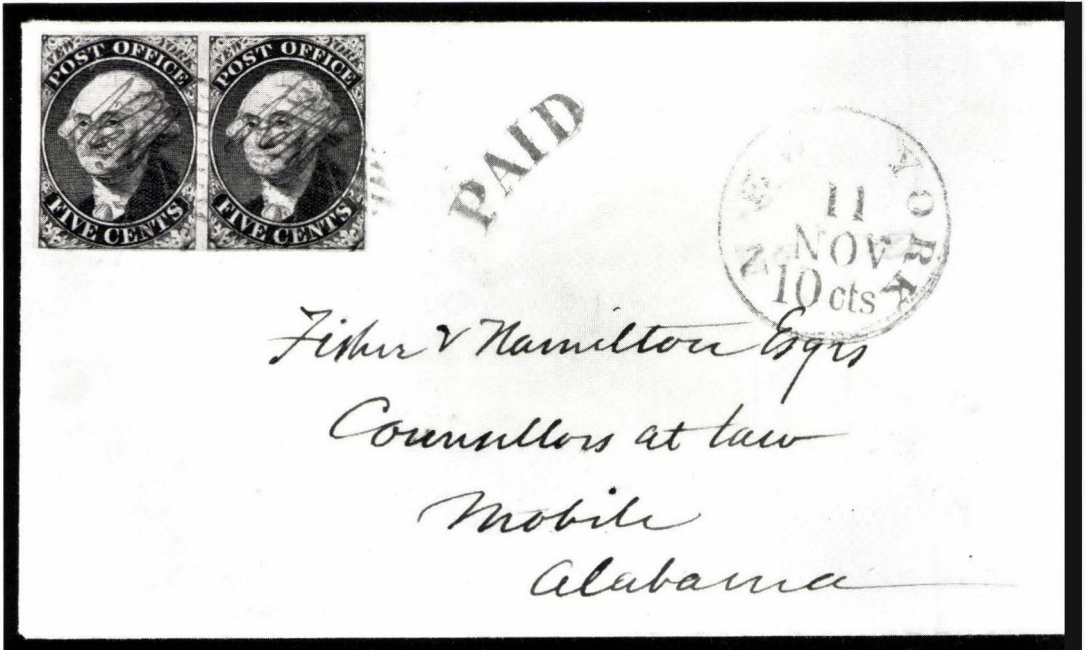


Fig. 57 New York grid used Nov. 11, 1846.

While Hatfield described the stamps printed on grey paper as being much rarer than the blue paper varieties, it is Wall's opinion that the blue paper is slightly scarcer than the true grey, although on cover grey paper stamps appear to be somewhat rarer than the blue.

While Wall lists pelure as one of the varieties of paper upon which the New York Provisional is printed and gives a test for it (Washington's left eye being visible when the stamp is viewed from the back), some students look upon this as no more than unusually thin paper rather than true pelure. Stamps on this

pelure paper are not common although they cannot be rated as rare. While a true laid paper is not found (i.e., as in the first issue of Canada), stamps are found on a paper that is clearly ribbed. These are second in rarity only to the blue and grey paper stamps, and probably comprise a very small portion of the first printing.

In Mekeel's Weekly Stamp News of Oct. 18, 1926, Phil H. Ward, Jr. wrote that he had recently been shown a 5¢ New York with a stitch watermark which was the first such copy he had ever seen. According to Philip T. Wall, this is the only reference to such a variety and he states that he has never seen one. As stamps with stitch watermarks are scarce but not rare on the 1847 issue, one would think that additional examples would surface.



Fig. 58 Examples of watermarked stamps.

Copies of the 5¢ New York Provisional exist with a watermark consisting of double-lined letters. In the MacGuffin article, it was reported that of over 2,000 copies examined, only six copies were found to have a double-lined large capital letter watermark and that the only letter positively identified was the letter "J". Wall reports that parts of what appear to be an "E" or "F" also have been seen. (Fig. 58)




Fig. 59 Pre-printing paper fold.

Pre-printing paper folds exist, as is evidenced by the example in Fig. 59.

MULTIPLES

Anything larger than a pair can be considered rare. The largest recorded multiple was the unused block of 10 (positions 31-35/36-40) stolen from the Miller collection of the New York Public Library in May, 1977 and subsequently cut up into horizontal strips of three and four and an "L" shaped block of three. (Fig. 60). This block was last publicly sold as lot 4 of the 449 J. C. Morgenthau sale held April 12, 13 & 14, 1943, described as follows:

* 1845 New York, 5¢ black on white horizontal block of 10 with wide sheet margins showing at L, B & R. Largest known block, magnificent even though somewhat cut at T with some creases and a few stains (9X1) EST. \$5,000.



Fig. 60 Horizontal block of 10 of 5¢ New York as shown in J. C. Morgenthau & Co. catalog for April 12-14, 1943. This became part of the Miller Collection in the New York Public Library.

Lot 4 realized \$715. According to Wall, this block had previously been in the "Ackerman Collection".

The largest multiple now in existence is the block of nine, positions 21-23/26-28/31-33, on the famous "Hasbrouck" cover (Fig. 61). This cover, discovered in early 1952, also carries a strip of three, positions 36-38, originally part of the block, but severed so all 12 stamps would fit on the cover to make up the 6x10¢ rate to Ogdensburgh from New York City. It is believed that the cover contained insurance papers. It was first sold publicly by Harmer Rooke & Co. Inc. in their Sept. 23-25, 1952 auction. The buyer, at \$3750, was Ezra Cole acting as agent for Raymond H. Weill Co. It sold most recently at Christie's Oct. 1989 auction of the Weill Bros. Stock for \$187,000 to Robert A. Siegel acting as agent for Dr. Leonard Kapiloff.



Fig. 61 The Hasbrouck cover with the largest multiple now in existence.




Fig. 62 This block on cover has not been seen for over 60 years.

The next largest recorded multiple is an irregular block of six paying a 3x10¢ rate on a cover to Buffalo (Fig. 62). This cover was last sold at the APS Convention Auction held in Detroit in 1924 by B. L. Voorhees. It brought \$476 and was resold immediately for \$600 to John Kleemann, who in turn placed the cover with Armitage for \$1000. From Armitage it went to Henry G. Lapham of Boston. This cover has not been seen since Lapham died in the 1930's. However, a photograph of this block on cover showing the repairs made to it can be seen in Fig. 63.



Fig. 63 The same block after it was repaired.



Fig. 64 The unused strip of four.

Four covers and a few off-cover strips of four, including one unused strip of four (Fig. 64), are recorded, as is a single block of four. (Fig. 65) These comprise the third largest multiples.




Fig. 65 The only recorded off-cover block of four.




Fig. 66 The only recorded vertical strip of three.

Aside from the block of nine, the largest vertical piece is a vertical strip of 3 (Fig. 66). A few horizontal strips of 3 and a block of 3 are also known (Figs. 67 & 68).



Fig. 67 Horizontal strip of three.



Fig. 68 L- shaped block of three reconstructed to a block of four.

Pairs are relatively common as they were used to pay the 10¢ rate for double weight letters or distances greater than 300 miles.

POSTAL HISTORY

EARLIEST RECORDED USE

According to Wall, the first delivery of stamps by the printer was on Saturday, July 12, 1845. He states:

"Although the New York City Post Office was open for a short time both in the morning and in the afternoon on Sunday in 1845, it is believed the stamps were not placed on sale until Monday, July 14, 1845."

The earliest recorded use is from Tuesday, July 15, 1845, and ten covers postmarked on this date are recorded. Each cover bears a stamp *without* initials. The unusual thing about these covers is that only two are for domestic use, while eight are to foreign destinations. The finest example is shown in Fig. 69 (Ex-Pope where it realized \$7,750). This was discovered in the Dobler & Co. correspondence addressed to Lyon, France. The cover is ex-Gibson and Norvin Green.




Fig. 69 Earliest Known Use to France, per "Acadia".

It is one of three recorded earliest known usages to France. The second shown (Fig. 70) is a restored cover. The third example, to Paris, is shown in Fig. 71.

Two of the earliest recorded usages are to Germany. One in Fig. 72 was sold for \$10,500 + 10% in the 1981 Robert A. Siegel Rarities of the World Sale. It next appeared in the October 1989 Christie's sale of the Weill stock when it realized \$18,700 (lot 569).



Fig. 72 Earliest Known Use to Germany.



Fig. 73 The second example of Earliest Known Use to Germany.

The other earliest use to Germany has a badly defective stamp tied by the regular red New York City postmark (Fig. 73). It was lot 28 in the Siegel sale held Nov. 14, 1964.

Three of the earliest recorded usages are addressed to England. The most interesting is shown in Fig. 74. It is a cover front only but it has a highly pertinent comment on the flap. The second item to England is also a cover front. It has a long pedigree: ex-Seybold, Knapp, NorvinGreen and Chafee. It was sold on June 13, 1975, by Daniel F. Kelleher & Co. (lot 43, sale 524) for \$210 (Fig. 75). The third cover to England was forwarded to Trieste (Fig. 76). This cover also has a long pedigree: ex-Brown and Baker. On April 4, 1978, Robert A. Siegel sold the Baker collection and this cover realized \$4,000.




Fig. 74 Earliest Known Use to Manchester, England.




Fig. 75 Earliest Known Use to London.




Fig. 76 Earliest Known Use to London, forwarded to Trieste.

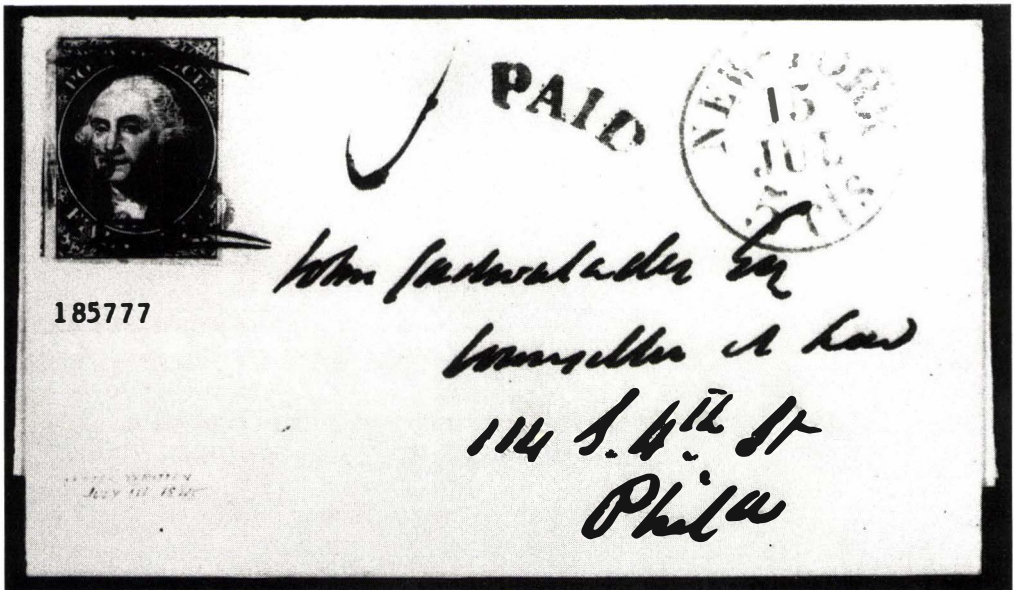


Fig. 77 Earliest Known Domestic Use.

One of two of the earliest domestic usages is a cover from New York to Philadelphia. The stamp is in the upper left corner and is tied by pen cancels and the red curved "PAID" (Fig. 77). The other is addressed to Little Falls, N.Y. (Fig. 77a).

The earliest known cover carrying a stamp with "validating" initials is postmarked July 17, the stamp being initialed "RHM" by the postmaster himself (Fig. 78). The enclosed letter is datelined July 15, 1845, but a postscript written on

Thursday the 17th explains that daddy has just discovered the letter in his coat pocket, hence the delay.




Fig. 77a Earliest Known Domestic Use.

NEW YORK POSTMASTER'S PROVISIONALS INITIALED RHM

As previously mentioned, the earliest known cover with an initialed stamp (RHM) is postmarked July 17, 1845 (Fig. 78). According to Wall, there are 6 covers recorded with stamps initialed RHM used from New York. These covers are as follows:

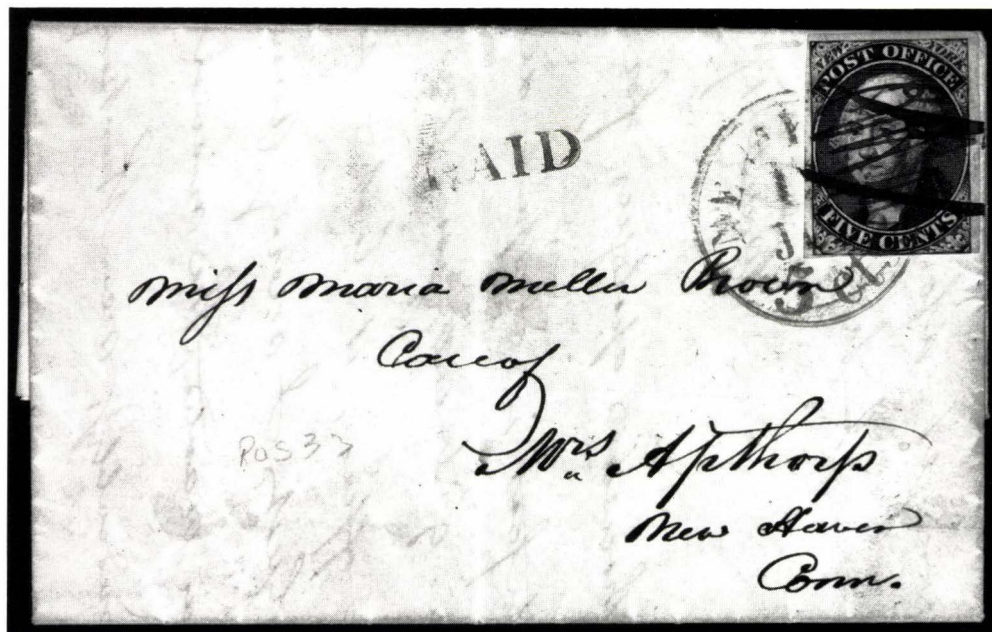


Fig. 78 Earliest use of stamp with validating initials.

1. Cover addressed to Miss Maria Mullis Brown, New Haven, Conn., postmarked N.Y., July 17 (1845) (Fig. 78). This cover is ex-Klep. The stamp is position 33.
2. Cover addressed to J.R. Congdon, cashier, New Bedford, Mass., with a New York, March 13 (1846) postmark. The cover was lot 88 in the Caspary sale. The stamp is position 38 (Fig. 79). In the Weill sale it realized \$9,350.
3. Another cover addressed to Congdon was postmarked Mar. 19. This cover was lot 9 of Harmer Rooke & Co. sale (Nov. 13, 1944) of the Col. Green collection (part 17) and realized \$500 at the time. This cover has part of the addressee's name cut out and the stamp has been lifted and put back. It realized \$1,210 in the Weill sale.



Fig. 79 RHM cover addressed to Congdon.



Fig. 80 RHM cover addressed to Perkins.

4. Cover addressed to Samuel A. Perkins, Esq., Philadelphia, and postmarked July 21 (1845). In the Bingham sale it was sold by Daniel F. Kelleher on Dec. 1, 1950, and described as position 20 (Fig. 80). This cover was lot 1619 of Christie's N.Y. sale of March 14, 1990.




Fig. 81 RHM cover addressed to Ingraham.

5. Cover addressed to Messrs. Fay & Farwells, Boston, Massachusetts, and postmarked Aug. 29. This was lot 25 in the Stephen Brown sale Harmer Rooke Inc., Oct. 30, 1939, and was later added to the Miller collection in the New York Public Library. It was one of the items stolen in 1977.
6. Cover addressed to Solomon Ingraham, 243 South Main St., Providence, Rhode Island, and postmarked July 18 (1845), (Fig. 81).

There are a number of unusual RHM off- cover stamps. They are as follows:

1. Fig. 46 is the unique unused RHM copy previously described in the section on "validating initials" (page 42). It is position 31 and shows the bottom frame line triple. It is ex-Moody, Klep.
2. Fig. 82 is the unique vertical pair, positions 3 and 8. The pair on bluish paper is ex-Newbury. In the Newbury sale the pair was described as reconstructed but the present owner states the pair is a true pair though heavily creased between the pair in the margin.
3. Fig. 83 shows two stamps. The left stamp canceled with blue pen marks has thick initials and is from position 6. The right stamp has thin initials and is position 16. This stamp is ex-Hind.



Fig. 82 Unique vertical pair with RHM signature.



Fig. 83 Left stamp with thick initials; right stamp with thin initials.

It should be noted that stamps in Figs. 46, 82 & 83 are all initialed top to bottom and on each stamp the initials are more vertical than diagonal. Furthermore, each stamp is initialed in bright magenta ink, almost certainly in 1845.

The RHM initialed stamps in the next group are slightly different. The initials are more diagonal than vertical and are on the thin side, and the magenta ink appears brownish violet. However, it's possible the color of the validating ink is a result of not being "washed" than a true color shade. A second difference is that the stamps have red hand-stamped cancels rather than pen cancels.



Fig. 84 Left stamp position 11; right stamp position 6 RHM on grey paper.

4. Fig. 84 shows two examples with red grid cancels. They are on grey paper indicating initials done in 1847. The stamp at the left is position 11, that at the right is position 6. They are both ex-Moody.




Fig. 85 RHM signature bottom to top.



Fig. 86 Position 8 RHM with blue pen.

5. Fig. 85 shows an unusual RHM item. It is the only example of the RHM being initialed from bottom to top. Furthermore, it is the only rejoined pair as the stamps are positions 27 and 28 from the same sheet, separated and used on two separate covers. The left stamp is the only known RHM stamp canceled with a red PAID cancel. The right stamp is canceled with a red grid. The grey paper indicates that these were signed in 1847, as were the two stamps in Fig. 84, and the two different directions of signing, top to bottom and bottom to top, indicate that Morris signed at least two sheets of grey paper stamps in 1847.

Most experts and specialists have speculated that Robert Morris signed two sheets. However, it can be demonstrated that at least 3 and maybe 4 sheets were so signed. Fig. 86 shows a position 8 with the RHM signature and blue pen cancel. It is on bluish paper and shows the "vertical" signature. As seen in Fig. 82, the bottom stamp is also position 8 initialed in the same "1845" style. Therefore, we have a minimum of two sheets signed in 1845 and at least two signed in 1847: one sheet, signed bottom to top, and a second, top to bottom. Actually, Morris undoubtedly initialed a somewhat larger number of sheets than the four that can be proved by the evidence presented above. A sound estimate of the total number of New York Provisionals existing is 5500, or 3.87% of the original issue of 142,240 stamps. Thirty- three copies initialed "RHM" are recorded. If these have survived at the normal rate of the entire issue, the statistics indicate that Morris signed on the order of 20 to 22 sheets. The large portion of the population contributed by the Lenox correspondence may have skewed this figure upwards, but, even if the Lenox covers are ignored completely, and the calculation is based on the other 26 existing RHM stamps, it must be concluded that Morris signed not less than 16 to 18 sheets.




Fig. 87 Fake RHM.

Fig. 87 is a stamp from position 2 with RHM initials which in Wall's opinion was not initialed by Morris but is a fake.

RHM COVERS USED OUTSIDE NEW YORK CITY




Fig. 88 Mailed July 26.

There are 7 known RHM covers used on mail addressed to New York. They are all from the correspondence of James Lenox and were mailed from New Hamburg, New York, during the second half of 1845.

Wall relates that the writer, James Lenox, was the only surviving son of Robert Lenox and Rachel Carmer. He was born Aug. 1, 1800, and graduated from Columbia in 1818. He received an M.A. from Princeton in 1821 and was admitted to the bar. In 1826, he joined his father's mercantile firm and continued with that firm until shortly after his father's death when he retired, to give his attention to his estates and to his passion: book collecting. In 1870, he donated to the City of New York the Lenox Library, a white marble building on 5th Avenue between 70th and 71st Street.

New Hamburg, New York, is located on the east bank of the Hudson River in Dutchess County, 65 miles from midtown Manhattan. In the 1840's, it was one of the major Hudson River ports. It appears that James Lenox stayed at the estate called Netherwood while his townhouse was being constructed in 1845. Of the seven known covers, the first one is technically a cover from New York. Although it was actually written in New Hamburg, it was mailed in New York City. The other six are headed Netherwood and were posted in New Hamburg. It is interesting to note that these letters were received by the New Hamburg postmaster as unpaid and so marked, but then treated as paid by the postal clerks in New York City. The covers are as follows:

1. July 26 to George M. Dexter, Esq., Boston. The stamp is position 37 (Fig. 88). It appears to have been carried to N.Y. and mailed from there.

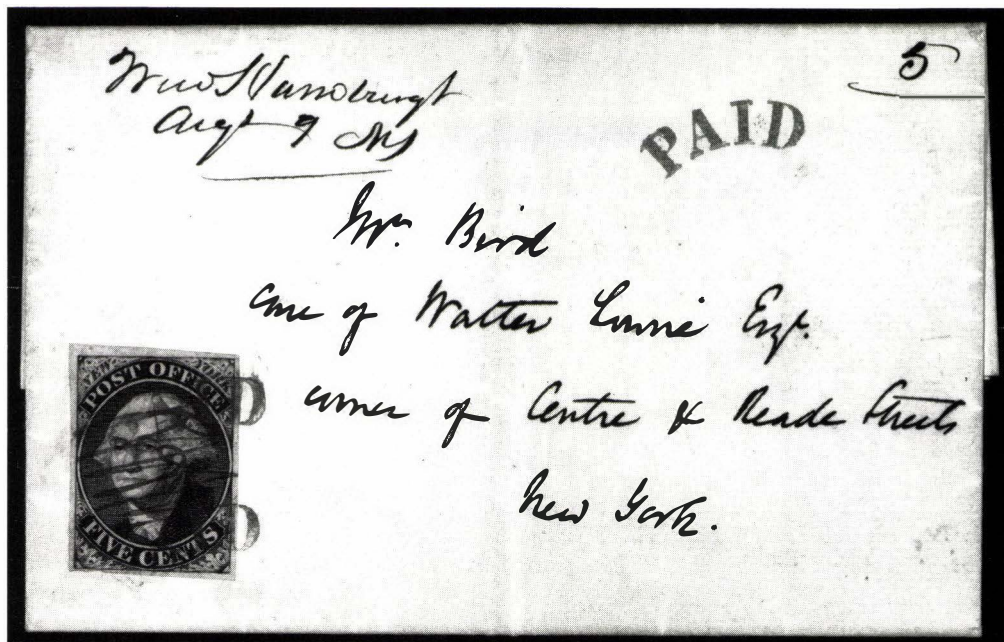


Fig. 89 Mailed August 9.

2. Aug. 9 to William Bird, care of Walter Lowrie, Esq., corner of Center and Reade Streets, New York. The stamp, position 9, is tied by three strikes of the red "PAID" (Fig. 89). The cover is ex-Hind and ex-Grunin and was last sold publicly in a Four-Star Auction for \$4,000.




Fig. 90 Mailed August 12.

3. Aug. 12 to Thomas L. Callender, Esq., Sun Mutual Ins. Co., Wall St., New York. The stamp is position 40 (Fig. 90).




Fig. 91 Mailed August 20.

4. Aug. 20 to Callender. The stamp is position 5. This cover also has an uncanceled 3¢ carrier stamp (6LB5) which appears to have been added at a later date (Fig. 91). However, this cover has a good PF certificate.




Fig. 92 Mailed September 2.

5. Sept. 2 to Callender. At one time, this cover also had a local that didn't belong. As can be seen, the local was removed (Fig. 92).




Fig. 93 Mailed September 6.

6. Sept. 6 also to Callender, position 11 (Fig. 93).
7. Oct. 16 to Rev. Edward Smith, 236 W. 20th St., New York, position 39 (Fig. 94), ex-Pope.




Fig. 94 Mailed October 16.

New York Postmaster stamps initialed RHM are rare: 21 copies off-cover and 13 copies on-cover have been recorded by Wall.

NEW YORK PROVISIONALS ORIGINATING ON MAIL OUTSIDE OF NEW YORK

On July 12, 1845, the postmaster, Robert Morris, wrote the postmasters at Boston, Philadelphia, Albany and Washington that he had adopted a stamp which he sold for 5¢ and he enclosed a copy. He told them that while they could not officially recognize his stamps, the postal accounts would be covered. This was done by the use of the post office stamp, and the word "PAID". Any letters deposited in their offices directed to New York City or through New York City with these stamps should be handled as unpaid by those post offices. When the letters reached New York, the New York City Post Office would then handle it as a PAID letter. In this way, all accounts would be kept in balance, and the New York City Post Office would be the judge as to the genuineness of the stamp. Uses of the New York Provisional have been recorded from nine cities other than New York itself: Albany, Boston, Baltimore, Hamilton (Canada), Jersey City, New Hamburg, Philadelphia, Sing Sing and Washington, D.C.

ALBANY, NEW YORK

There are two covers recorded from Albany, New York:

1. Four margin single, position 1, tied by 2 strikes of the curved PAID, postmarked "Albany Nov. 15 (1845)" N.Y., addressed to Mr. M. Gleeson, 4 Platt St., New York, N.Y. This cover is ex-Caspary. (Fig. 95)




Fig. 95 The Caspary example used from Albany.



Fig. 96 Pair used from Albany.

2. Pair, positions 4-5, postmarked "Albany Nov. 11, (1845) N.Y." addressed to M. Gleeson. This cover is ex-Emerson, Klep and Krug. It sold in Christie's "Weill Sale" for \$12,100. (Fig. 96)

BOSTON, MASSACHUSETTS

There are more recorded uses of the 9X1 to New York City from Boston than from any other city. Perhaps the largest collection of New York Provisionals ever formed (over 850 copies) was assembled by Henry G. Lapham of Boston. Charles Phillips, writing in Mekeel's Weekly Stamp News on April 23, 1928, reported that Lapham had exhibited his collection at the Collector's Club of New York on April 14 and that he showed "three covers with strips of 4, two of which were used from Boston to New York." These covers have yet to come on the philatelic market. Virtually, all covers from Boston are from the Howland and Aspinwall correspondence.

Wall recorded sixteen covers or parts of covers used from Boston, and an additional three can now be listed. The nineteen are as follows:

1. Four margin strip of 3, positions 6-8 on part of cover front, with horizontal crease across all three stamps. The middle stamp is tied by red "Boston Mar 1 Mass." The cover front has a curved red PAID and manuscript "15." This item was Lot 98 in the Caspary sale by Harmer and sold for \$625. It was sold for \$775 as Lot 11 in the Siegel sale of February 24, 1965.
2. Strip of three, cut into at left top and right, positions 3, 4 & 5, tied by curved red PAID(s). This is postmarked "Boston Feb 20 Mass" and has a manuscript "15" in upper right and manuscript "Paid" at lower left. This reads "Howland and Aspinwall, New York."




Fig. 97 Pair and single used from Boston.

3. Vertical pair, positions 31-36, used with unsigned single, position 22, from Boston Nov. 12 (1845), curved red PAID and manuscript "15" on Howland and Aspinwall cover to New York. (Fig. 97)



Fig. 98 Pair used from Boston.

4. Four margin horizontal pair, positions 23-24 (left stamp close at top), tied to small cover by curved red PAID. The left stamp has a faint crease and the pair is in the upper left corner perpendicular to the cover. The postmark reads "Boston Apr 7 10 cts." There is a manuscript "Postpaid" in the lower left corner. The name of the addressee has been cut out but this is distinctively a Howland and Aspinwall cover. It sold for \$420 as Lot 100 in the Caspary sale.

5. Four margin horizontal pair, positions 22 and 23, both stamps tied by red Boston postmark "Boston Jan 31 Mass." This cover has a straight line red PAID (Boston marking) at upper right and a manuscript marking that is surely meant to be "10." In the lower left is a black manuscript "U.S. Mail Paid" on two lines. The cover is addressed to "Messrs. Howland and Aspinwall, New York." This item has Philatelic Foundation Certificate (PFC) 42,433 and is both ex- Emerson and ex-Caspary where as Lot 99 it sold for \$410. This cover was Lot 31 in the Siegel sale of November 19, 1964, where it realized \$900. In 1976 it sold privately for \$3,000. (Fig. 98)

6. Vertical pair, upper left corner (the top stamp is cut into at the bottom right). The postmark is smudgy but apparently reads "Boston Apr 13 Mass." The name of the addressee has been cut out. The only record I have of this item is that it was Lot 5 in the Irwin Heiman Sale (Col. Green Part XXIV) held January 8, 1946, at which time it realized \$170.

7. Horizontal pair, upper left corner of cover, manuscript "Postpaid" in lower left corner. It is postmarked "Boston 23 Dec" and the name of the addressee is cut out. This item is reported to be ex- Seybold. PFC 7,939 found these stamps were not used on this cover.

8. Lot 56 in an auction catalogue clipping is either a folded letter or part of a cover front with a horizontal pair, apparently tied by a circular grid and with a manuscript "Paid" in the upper right and postmarked "Boston 11 Nov 10 cts." No other information is available on this item.

9. Four margin single (position 9) in upper left corner tied by two black pen strokes that form a rough "x". This cover has a light postmark "Boston Oct 24 Mass", magenta manuscript "5" in upper right corner, and a strike of the curved red PAID. In lower left is black manuscript "U.S.M." and "Paid" which has been crossed out. This folded letter is addressed to "Howland and Aspinwall, New York, N.Y." and has PFC 42,433. This cover sold privately for \$1,500 in 1976. (Fig. 99)

10. Four margin single, position 29, black pen canceled and not tied on folded letter with indistinct red postmark. This cover has the curved red PAID and manuscript "5" in upper right corner and black manuscript "U.S. Mail" and "Paid" in lower left corner. The cover is addressed to "Howland & Aspinwall, New York, N.Y." As Lot 10 in the Siegel sale held October 19, 1976, it sold for \$1,650 to a New York dealer.




Fig. 99 Single used from Boston.




Fig. 100 Position 2 used from Boston.

11. Four margin single with a scuff at upper right, position 2, tied by black pen cancel and faint red postmark "Boston Oct 18 [1845] Mass." This folded letter is addressed to "Wm. A. Sale, Jr., Esq., New York" and has a curved red "PAID", a manuscript "5" near the upper right corner and a manuscript "U.S. Mail Paid" on two lines at lower left. This item is ex- Hind and sold for \$480 as Lot 17 in the Daniel F. Kelleher, Inc., sale of October 4, 1974. It has PFC 47,004. (Fig. 100)

12. Four margin single, position 30, canceled by two black pen strokes and barely tied to cover by light postmark "Boston 11 Apr [1846] 5 cts." The cover has a straight line red PAID plus a manuscript "Paid" in upper left corner. The stamp has a light crease from a fold in the cover which is addressed "Messrs.Platt & Brothers, Maiden Lane, New York." This cover realized \$750 as Lot 47 in the Kelleher sale of October 4, 1974. It has PFC 18,773.

13. Four margin single (cut close at lower right), position 21, placed upside down in upper left corner and tied by messy red crayon. The postmark reads "Boston 26 Jul 5 cts." The cover is addressed "Messrs. Howland and Aspinwall [cut out and replaced], New York." It last sold for \$900 as Lot 7 in the Sotheby Parke Bernet sale held November 21, 1977. This cover has PFC 22,939.

14. Four margin single, position 14, tied by beautiful strike of the square red grid. This cover has a curved red "PAID" and light "Boston 7 Mar 5 cts." The name of the addressee has been cut out but it apparently was Howland and Aspinwall in New York. This cover was Lot 23 in the sale of the Moody Collection by Harmer on October 23, 1950, and realized \$170 at that time.




Fig. 101 Tied by Boston postmark of Nov. 2.

15. Single, apparently, with four margins in the upper left corner, cancelled with an almost perfect "X" in manuscript, and tied by a light postmark; "Boston Nov 8 Mass ." This cover has a curved red "PAID" and manuscript "5." The only records I have show that it sold for \$90, as

Lot 15, in the sale held by Harmer, Rooke, Ltd. (October 30, 1939), when the Stephen D. Brown collection was sold. (Fig. 101)

16. Four margin single in upper left corner placed sideways on cover, cancelled but not tied, and has light postmark "Boston 18 Mar 5 cts." This cover is addressed to "Messrs. Howland & Aspinwall, New York," and sold for \$120 as Lot 3 in the Harmer sale held November 13, 1962.

17. Single on a small part of cover front tied by indistinct Boston postmark. The piece also has a curved red PAID and manuscript "5." PFC 32,471 says this item is genuine. No other definite information is available, but this item may have been Lot 6 in the Sotheby Parke Bernet sale of November 21, 1977. If this is correct, it realized \$600 at that time.

18. Single, position 3, tied by manuscript "x" and "Boston Oct 20 Mass [1845]" postmark. The cover has a curved red PAID and manuscript "5." Addressed to Howland and Aspinwall, New York. (Fig. 102)



Fig. 102 Position 3 used October 20: mate to Fig. 98.

19. Single, position 36, not tied on cover from Boston, no postmark but addressed in same hand as other Boston covers to Howland and Aspinwall, New York. The cover received the New York curved PAID postmark when it reached New York. (Fig. 103)



Fig. 103 Used from Boston. No Boston postmark.

BALTIMORE, MARYLAND




Fig. 104 Baltimore R.R.

Single, position 15, on cover, datelined Baltimore, Feb. 22, 1847, via Baltimore R.R., straight line "Baltimore RR" red curved "PAID" and manuscript "5" to New York City. The stamp is tied by blue pen cancels. It is addressed to Messrs. Abraham Bell & Son, 117 Fulton Street, New York. (Fig. 104)

HAMILTON, CANADA

At one time there were three covers reported with 5¢ New York used from Hamilton, Canada. Two of these (Figs. 105 & 106) were accidentally destroyed by someone smoking a cigarette in the 1940's. (See pages 208-9, Ashbrook Special Service.) The remaining cover is shown in Fig. 107. The stamps, positions 1 & 8, are uncanceled on a folded letter to Messrs. A. Bell & Son, 117 Fulton St., New York. The cover has a straight line "PAID", manuscript "4 1/2" and "Hamilton AU 5 1847 C.W." cancel. It is backstamped Queenston Aug. 6, 1847. The cover is ex-Caspary and realized \$39,600 in the Christie's Weill Stock sale.




Fig. 105 From Hamilton, Canada, May 23, 1847.



Fig. 106 This cover and that in Fig. 105 were destroyed by a cigarette.




Fig. 107 The only remaining example used from Canada.

JERSEY CITY, NEW JERSEY




Fig. 108 Jersey City, N.J., used to Conn. through N.Y.

One cover is recorded. The stamp, uncanceled but "tied" by a heavy file crease, is on a folded letter from Jersey City, N.J., Sep. 7, to Norwich, Conn. When the cover passed through the New York Post Office it was rated "PAID." (Fig. 108)

NEW HAMBURGH, NEW YORK

These covers have been previously discussed. (pages 66 - 69)

PHILADELPHIA, PENNSYLVANIA

Only one cover is recorded from Philadelphia, but what a cover! A horizontal pair with full sheet margin at right, positions 14-15, tied by manuscript cancel and blue Philadelphia Apr. 28 (1845) postmark with attached 10 on folded letter. As was the custom, it was sent unpaid to New York where the curved "PAID" cancel was added. It then went to Montreal, Canada. The 4 1/2 pence due represents the required Canadian postage due. A Canadian arrival marking is on the reverse side. The cover is addressed to Mr. William S. Lyman, Bleory Street, Montreal. It is the only example of the New York Provisionals used outside of New York City going to a foreign destination. It is ex-Waterhouse and Pope. (Fig. 109)



Fig. 109 Unique use from Philadelphia to Montreal, Canada.




Fig. 110 Unique use from Sing Sing, N.Y.

SING SING, NEW YORK

Only one example recorded. A single stamp, position 7, tied by red Sing Sing, May 18 (1846) postmark on cover to Mr. Woodruff, 88 Cedar St., New York. There is also a red curved "PAID". This cover is ex-Caspary and ex-Grunin. This cover realized \$5,720 in Christie Weill Stock sale. (Fig. 110)

WASHINGTON, D.C.

There are three covers recorded used from Washington. They are:

1. Single, position 20 (described in Caspary auction catalogue as position 7), cancelled by the red "US" in octagon of the U.S. City Despatch Post. "WASHINGTON, D.C. NOV 15 (1845)" on cover to A. Bisinger and Co., No. 141 Broadway, New York City, with a red "5" of Washington and red "PAID" of New York. This cover is ex-Caspary, Pope. (Fig. 111)




Fig. 111 From Washington D.C., November 15, 1845, to N.Y., U.S. in octagon.

2. Single, position 15, canceled by red curved "PAID" and red "U.S." in octagon, Washington red "5" and "Washington City Dec. 5 D.C." and is addressed to Joshin, 9 Amity St., corner of Mercer, New York. It, too, is ex-Caspary and offered for sale by Richard Frajola in the Middendorf collection for \$25,000. (Fig. 112)
3. Single, position 7, canceled by red curved "PAID" on cover with red "5" and "Washington City Nov. 4 D.C." postmark. It is addressed to Mrs. Eliza Schuyler, No. 13 Laight St., New York. This cover realized \$6,050 in the Christie Weill Stock sale. (Fig. 113)




Fig. 112 From Washington D.C., December 5, 1845, use. U.S. in octagon.




Fig. 113 From Washington, D.C., November 4 use.

PROVIDENCE, RHODE ISLAND

In the John W. Kaufmann sale of February 26, 1977, there was a small correspondence of three covers each bearing a copy of the New York Provisional and addressed to "Edwin Metcalf, Esq., Providence, R.I." One of the covers, Lot 11 in the sale, shows the New York Provisional tied by a red Providence, R.I. postmark with a matching 2. It appears that this letter was carried outside the mails and placed in the Providence Post Office where it was treated as an unpaid drop letter, the 5¢ New York unrecognized. (Fig. 114)




Fig. 114 On cover to Providence ,R.I. with red 2 and Providence, R.I. postmark.

USES FROM NEW YORK CITY

DOMESTIC USAGES

The Act of March 3, 1845, lowered the domestic rate to a uniform 5¢ for letters under 300 miles and 10¢ for letters over 300 miles (per 1/2 oz.). These rates were in use for the entire life of the 5¢ New York Provisionals. Usages are known to virtually every state then in the Union. Figs. 115, 116 & 117 are examples of the under 300 mile rate.




Fig. 115 Typical use of New York Provisional.

1. Fig. 115 shows the typical 5¢ N.Y. Provisional use. The stamp, position 39 with the Type IIIb A. C. M. signature, has a typical blue pen cancel but is also tied by the "New York 24 Sep (1845) 5 cts" postmark. The cover is going to Philadelphia, about 100 miles from New York. The cover also has the distinctive red "PAID" in arc. This "PAID" signified to the Philadelphia postmaster that he should recognize the cover as a paid letter.

2. Fig. 116 shows another example of the 5¢ rate. The stamp, position 18, is cancelled by the red "PAID" but barely tied. The postmark is "New York 11 Aug. (1846)" with "5 cents" in manuscript. The letter is addressed to Baltimore, Md. This cover points out another important point, namely, that the New York covers had to have "PAID" hand-stamped or written on the envelope. The postage stamp alone would not satisfy the regulations.



Fig. 116 Unusual use with 5cts written in manuscript.



Fig. 117 No New York postmark.

3. Fig. 117 shows a third example of the 5¢ rate. The stamp, position 40, is unsigned. It is tied by 3 pen strokes and also canceled by the red "PAID". There is an additional strike of the red "PAID" on the cover .

The docketing indicates a Sept. 7, 1845, use. The stamp pays the 5¢ rate to Albany, N.Y. The unusual feature of this cover is the lack of a New York postmark.

Examples of the over 300 mile rate are shown in Figs. 118, 119 & 120.



Fig. 118 Examples of the over 300 mile rate.

1. Fig. 118 shows a typical over 300 mile rate. The stamps, positions 36 & 38, are tied by pen cancels and by a curved "PAID". They are used on a folded letter from "New York Nov. 17 10 cts" (1846) to Detroit, Michigan.
2. Fig. 119 shows a very rare use. The pair of stamps, Pos. 24 & 25, are on a folded letter addressed to Mr. Levi Jones, Galveston, Texas. There is a curved "PAID" and "New York 8 Nov. 10 cts" (1845) postmark. To date, this is one of three recorded uses to Texas. Texas was a republic in 1845.
3. Fig. 120 shows another scarce use. The stamps, 2 singles, Pos. 19 & 23, are tied by manuscript cancels and "New York Sep 10 cts" (1846) postmark on a cover to Messrs. Peter Maxwell & Co., New Orleans. There is also a red "PAID".



Fig. 119 Rare use to Texas.




Fig. 120 Scarce use to New Orleans.

RECORDED USE




Fig. 121 Recorded use.

Fig. 121 shows a "Recorded" use. This cover is interesting in a number of ways. The stamp, position 39, is tied by a blue "5" in circle. There is an "N" and an "R". The cover is datelined New York, April 24, 1846, and is addressed to Messrs. Haddock, Haseltine & Reed, Philadelphia, Pa. The "R" stands for recorded mail (an early form of registration). The "N" represents the New York and Philadelphia R.R. route. What makes this letter unusual, besides the markings, is that although the letter is datelined New York, it was treated as unpaid by the Philadelphia Post Office and there are no New York markings. It appears that this letter bypassed the New York Post Office and was taken directly to the train. Since it was not marked "PAID" by the New York Post Office, Philadelphia treated it as an unpaid cover.

STEAMBOAT, STEAMER AND SHIP USE

STEAMBOAT USE: A single stamp, position 7, uncanceled but tied by file fold on folded letter to W. W. Van Gandt, Banking Dept. Comptrollers Office, Albany, N.Y. The letter is datelined New York, September 7, 1846. There is a double straightline "STEAM/BOAT" and matching "5". The cover was probably taken directly to the steamboat that took it up the Hudson. As it didn't go through the New York Post Office, it was rated as unpaid when it reached Albany. (Fig. 122)




Fig. 122 Steamboat use: this went as an unpaid letter.




Fig. 123 Steamer 5 use: Long Island Steamer.

STEAMER 5 USE: A single stamp, position 16, tied by manuscript cancel, "Steamer 5" in oval and "PAID" on folded letter, datelined "New York, Feb. 13, 1847" to Messrs. Fay & Farrell, Boston. The "Steamer 5" is a Long Island steamboat use (Fig. 123). Note that the "PAID" is in a straight line, applied at Boston, rather than the New York red curved "PAID". This Boston "PAID" marking is found on a number of Boston to New York "Howland and Aspinwall" covers, as well as a number of U. S.

Express Mail covers carried to or through Boston and is evidence that, unlike Philadelphia and several other cities, Boston came to recognize the 5¢ New York adhesive stamp as valid pre-payment for postage.



Fig. 124 New York Ship 12 use to Richmond, VA.

NEW YORK SHIP: Pair, positions 29 & 30, tied by "New York Ship May 19 (1847) 12 cts", curved "PAID" on a folded letter addressed to Griswold & Clairborn, Esq., Richmond, Va. Ten cents was paid in stamps, 2¢ in cash (Fig. 124). This is believed to be a unique use.



Fig. 125 U.S. Express Mail use.

U.S. EXPRESS MAIL USE

A few covers are known with the New York U.S. Express Mail postmark. The U.S. Express Mail Service was the railroad service between New York and Boston. Fig. 125 shows an example of this use. The stamp, position 13, has a manuscript cancel and is on a folded letter, datelined New York, May 16, 1846 and addressed to Edward Earle, Worcester, Mass. The postmark is U.S. Express Mail May 16 (1846) New York, "PAID" and manuscript "5". Other examples are known including a use to France (Fig. 126), and a use to Sardinia (Fig. 161), which will be discussed in the section covering usages to foreign destinations.



Fig. 126 U.S. Express Mail use to France.

U.S. CITY DESPATCH POST USE



Fig. 127 "US" in Octagon cancel.

The U.S. City Despatch Post was the semi-official carrier service whose carriers picked up and delivered mail within the City of New York. It issued its

own stamps and had its own circular date stamp and cancellation, the latter with the letters US in octagon. A number of covers are known with the U.S. City Despatch cancel signifying that the carrier has either picked up or delivered the cover. Two examples of the U.S. City Despatch Carrier stamps being used in conjunction with the 5¢ Provisional are known: one absolutely genuine; the other questionable.

Figs. 112 & 113 illustrate examples of the 9X1 used on covers to New York, where the U.S. City Despatch Post delivered the cover. The U.S. in octagon denotes this use. Fig. 127 shows this cancel on a single off-cover 9X1 (position 6). Such uses are very rare. Fig. 111 shows that the U.S. City Despatch Post delivered the cover to 141 Broadway in New York City.




Fig. 128 "US" in octagon cancel indicating carrier pickup of letter to Newport, R.I.

An example of the use in the opposite direction is shown in Fig. 128. The stamp, position 3, is tied by the U.S. City Despatch Post. This indicates that it was picked up by the Despatch Post Carrier and delivered to the New York City Post Office. There is also a New York 5 Dec. (1845) cancel and the "PAID" in arc. The cover is going to Mr. Stephen Deblois, Newport, R.I.

One of the most outstanding uses of this, is seen in Fig. 129. This 5¢ stamp, position 3, is manuscript cancelled. Next to it is a 3¢ U.S. City Despatch Carrier stamp (6LB5) also with a manuscript cancel that is different. Both are tied by the "New York 13 NOV 5 cts" (1845) postmark. There is a New York "PAID" cancel to the left of the stamps. The letter was addressed to Miss Marianne Pitcairn Keemper Holland. There is a notation in manuscript "~~per Hibernia~~" crossed out and "~~per Boston Steamer to Liverpool 15 NOV 1845~~" added. It last sold in a Robert Kaufmann auction for \$8,000. Although this is a cover front that has been expertly re-backed, it is unquestionably one of the finest uses of a 9X1. It is also believed unique.

The questionable use of a U.S. City Despatch stamp and a 9X1 used from New Hamburg was described earlier. (see Fig. 91)



Fig. 129 Unique use to Holland with U.S. City Despatch Carrier stamp.



Fig. 130 Stampless letter from Baltimore via Baltimore Railroad to New York, forwarded with 5¢ stamp to Brooklyn.

FORWARDED MAIL USE

Another interesting use of the 5¢ New York Provisional is on forwarded mail, either as forwarding postage or on a letter that was subsequently forwarded. A fine example of the stamps being used to forward mail is seen in Fig. 130. The letter originating in Baltimore, May 29, 1846, was sent unpaid to Mr. Hiram Cranston, care of Burnham & Plumber, 43 Cedar St., New York, and it shows the "Baltimore May 29 Railroad" route agent postmark and manuscript "5" due marking. Upon its arrival, it was forwarded to Mansion House in Brooklyn with a 5¢ Provisional, position 34. The manuscript "5" was crossed out and the stamp cancelled and tied by pen markings, and by a "New York May 30 5 cts" postmark and "PAID" in arc.

Two examples of letters mailed in New York and forwarded are as follows:



Fig. 131 From New York to New Rochelle, forwarded from Mamaroneck to West Chester, Pa.

1. Single stamp, position 23, tied by New York Feb. 23 indistinct postmark to a Miss Maria M. Browne in New Rochelle. The cover also has the "PAID" cancel. The letter was forwarded the same day from Mamaroneck, N.Y., as evidenced by the oval "Mamaroneck N.Y." and manuscript "23 Feb." postmark and straightline "Forwarded" and manuscript "5" to West Chester, Pa. (Fig. 131)

2. The next cover is a most unusual use. The stamp, position 14, is tied by an "Oswego N.Y. Oct. 6" (1846) postmark. The cover is addressed to "Clerk of Oswego County, Oswego, Oswego County, New York" and was mailed from New York. Beneath Oswego the postmark is a hand-stamped red two line (Hudson River) "STEAM BOAT". In the upper right corner of the cover is a red "10" and (all in manuscript) "Returned 10 Refused by C. Clerk because Postage not paid", an additional due marking, "Returned 10," and the total postage due "20". The name of the

senders, Kinney & Townsend Attorneys, to whom the letter was to be returned, is also written in. This cover, Fig. 132, is unusual in three ways:

1. It was refused.
2. It was returned (i.e., "forwarded" in the eyes of the Post Office) to the sender, who had to pay the postage both ways to recover the letter. There is no correction on the "20" due mark to indicate that the New York City Post Office gave any credit for their stamp.
3. It's the only example of the Oswego postmark on a 9X1.




Fig. 132 Letter to Oswego returned unpaid.

TURNED COVERS

"Turned covers" are unusual and interesting usages. There are no recorded examples of the 5¢ Provisional being used on a cover, then reused with another provisional. However, examples exist with stampless uses.

In Fig. 133, a single stamp, position 19, manuscript cancel, was used from New York on Nov. 20 (1846) on a letter to Syracuse, New York. On Nov. 22, the letter was turned, i.e., used again inside out, and sent stampless from Syracuse to Albany. The Syracuse postmark can be seen (in reverse) almost touching the New York postmark.

Another example is seen in Fig. 134. A single stamp, position 21, was used on a folded letter from New York, October 28, to Kingston, New York. It was turned and sent stampless from Kingston on November 3.



Fig. 133 An example of a turned cover.



Fig. 134 Another example of a turned cover.

ADVERTISING COVER

There is only one recorded example of a New York Provisional used on an advertising cover. This cover, (Fig. 135), is an envelope with the imprint "From the Office of the New-York Sun, southwest corner of Fulton and Nassau Sts.... New York, 184 ". In manuscript, inked in the space provided, is "March 17th " and "7" for 1847. The 5¢ stamp, position 1, is tied by the square New York grid and 2 strikes of "New York 17 Mar 5 cts" postmark. There is also the red "PAID" in arc. The cover is addressed to Mrs. F.M. Dimond, Bristol, R.I. The enclosed letter, (Fig. 136), tells Mrs. Dimond that her husband was saved from the shipwreck of the Royal Mail Steamer Tweed which was lost in the Gulf of Mexico.

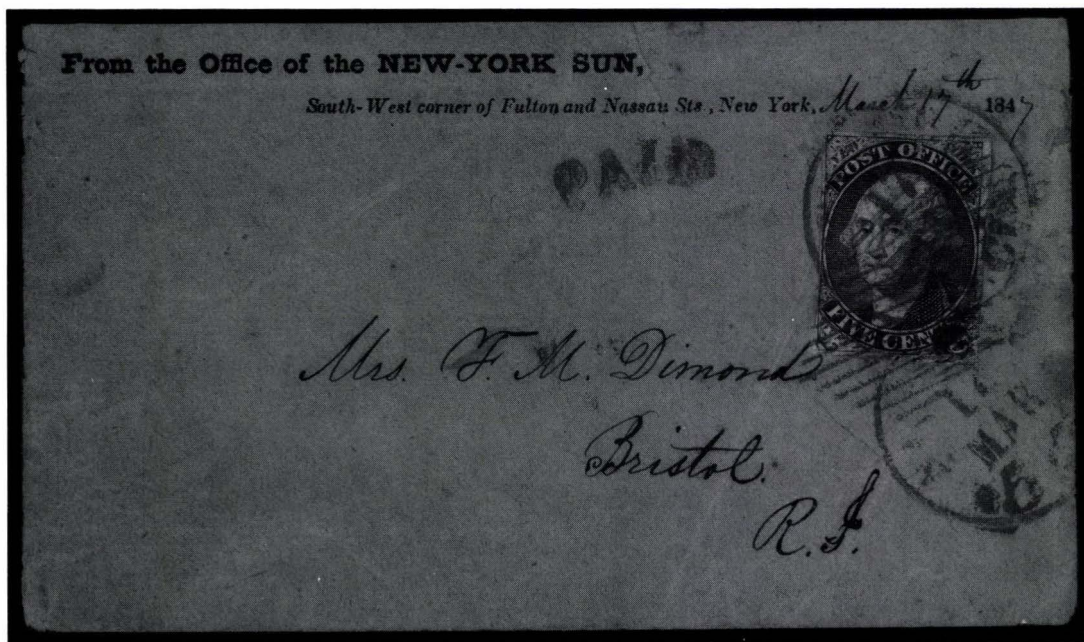


Fig. 135 The only recorded example of an Advertising Cover.

*Sum Newspaper office
New York March 17th 1847*

Madam.—

Intelligence was last evening received at this office from Havana, containing full particulars of the loss of the Royal Mail Steamer Tweed, on her late passage from Havana to Vera Cruz.

Fig. 136 The letter enclosed in the advertising cover.

CANCELLATIONS, POSTMARKS AND MISCELLANEOUS

In the Jan. 5, 1957, issue of Stamps, (pg. 24), Henry K. Jarrett wrote a small article documenting an examination of 1,356 five-cent Postmaster's Provisionals. His purpose was to show the scarcity of various varieties. Some of that breakdown is as follows:

The percentages are for the total number of stamps used and unused (1,356).

Color of paper:

93.5% were on bluish paper
 4.1% were on grey paper
 1.6% were on blue paper
 0.8% were classified by him as white or yellowish.

Thickness of paper:

91.9% were on what he called medium
 4.5% were on thin paper
 1.9% were on thick paper
 0.7% were on watermarked with double line letters.

Used stamps: The percentages are for the number of used stamps (1187).

32.4% were on- cover
 67.6% were off-cover

Unused:

12.46% were unused (0.29% unsigned)

Signed:

92.9% signed, ACM, large without periods
 3.3% unsigned
 3.8% other initials RHM, MM Jr., A.C.M. periods

Cancellations:

59.7% were blue pen	Fig.137
13.6% were red square grid	Fig.138
13.4% were red PAID	Fig.139
5.8% were red town	Fig.140



Fig. 137 Typical blue pen cancel.




Fig. 138 Square grid cancel.




Fig. 139 Curved "PAID" cancel.

2.9% were red N.Y. foreign mail
 0.9% were black or brown-black pen
 0.7% were magenta or red pen
 0.7% were red numeral most likely from CDS
 0.4% were red circular grid (Boston)
 0.3% were U.S. EXPRESS MAIL
 0.3% were US in octagon
 0.3% were red Railroad
 0.3% were black Railroad
 0.7 % were other

 100.0%

Fig.141
 Fig.142
 Fig.143
 Fig.143
 Fig.144
 Fig.126
 Fig.145
 Fig.130



Fig. 140 Red town cancel. One of two recorded with "10 cts" not curved.



Fig. 141 New York Foreign Mail cancel.



Fig. 142 Typical black pen cancel.



Fig. 143 Typical magenta pen cancel.




Fig. 144 Red Boston grid.




Fig. 145 U.S. in octagon.

These percentages are probably reasonably accurate today although the lower percentages would doubtless become even lower were twice as many stamps examined, as the rarer cancels would, in all likelihood, not increase proportionately.

USES TO FOREIGN DESTINATIONS

The 5¢ New York Postmaster's Provisional is the only U.S. Postmaster's Provisional used extensively on foreign mail covers. Wall's records show somewhat less than 100 such usages. These break down into two categories:

- 1. Covers showing the 5¢ domestic rate (or a multiple thereof) for the less-than-300-mile distance between New York and Boston, the port used by the Cunard Line to England.
- 2. Covers with two stamps paying the 10¢ domestic rate (over 300 miles) on mail going to Canada and its provinces or to Mexico.

During the 1845-1847 period, mail to England or Europe via England was despatched twice a month (once a month during the winter) from Boston via Cunard steamer (Table I). Five vessels comprised the Cunard fleet: Acadia, Caledonia, Hibernia, Britannia and Cambria. Mail with manuscript endorsement directing routing by each of the ships is recorded. The vessels normally left Boston on the 1st and the 16th of the month, and the New York date-stamp, with rare exceptions, shows the previous day. The postage from Boston to the foreign destination was paid by the addressee.

TABLE I

VESSELS	Depart Boston	Arrive Halifax	Arrive Liverpool
	1845		
Acadia	July 16	July 18	July 29
Britannia	Aug. 1	Aug. 3	Aug. 15
Cambria	Aug. 16	Aug. 18	Aug. 28
Hibernia	Sept. 1	Sept. 3	Sept. 13
Caledonia	Sept. 16	Sept. 18	Sept. 28
Britannia	Oct. 1	Oct. 3	Oct. 14
Cambria	Oct. 16	Oct. 18	Oct. 27
Hibernia	Nov. 1	Nov. 3	Nov. 18
Caledonia	Nov. 16	Nov. 18	Nov. 28
Britannia	Dec. 2	Dec. 4	Dec. 16
Cambria	Dec. 16	Dec. 18	Dec. 29
	1846		
Acadia	Jan. 1	Jan. 2	Jan. 15
Hibernia	Feb. 1	Feb. 3	Feb. 14
Cambria	Mar. 1	Mar. 3	Mar. 14
Hibernia	Apr. 1	Apr. 3	Apr. 14
Caledonia	May 1	May 3	May 14
Cambria	May 16	May 18	May 28
Britannia	June 1	June 3	June 13

Hibernia	June 16	June 18	June 28
Caledonia	July 1	July 3	July 13
Britannia	July 16	July 19	July 31
Cambria	Aug. 1	Aug. 3	Aug. 12
Hibernia	Aug. 16	Aug. 18	Aug. 28
Caledonia	Sept. 1	Sept. 3	Sept. 13
Britannia	Sept. 16	Sept. 18	Sept. 30
Cambria	Oct. 1	Oct. 3	Oct. 14
Hibernia	Oct. 16	Oct. 18	Oct.. 29
Caledonia	Nov. 1	Nov. 3	Nov. 15
Britannia	Nov. 16	Nov. 18	Dec. 1
Acadia	Dec. 1	Dec. 3	Dec. 16
Caledonia	Dec. 16	Dec. 19	Dec. 30
1847			
Cambria	Jan. 1	Jan. 3	Jan. 13
Hibernia	Feb. 1	Feb. 3	Feb. 15
Cambria	Mar. 1	Mar. 2	Mar. 16
Hibernia	Apr. 1	Apr. 3	Apr. 15
Cambria	May 1	May 3	May 14
Caledonia	May 16	May 19	May 29
Britannia	June 1	June 3	June 13
Hibernia	June 16	June 18	June 28
Cambria	July 1	July 3	July 13
Caledonia	July 16	July 18	July 28
Britannia	Aug. 1	Aug. 3	Aug. 13
Hibernia	Aug. 16	Aug. 18	Aug. 27
Cambria	Sept. 2	Sept. 3	Sept. 13

(Source: North Atlantic Mail Sailings 1840-1875 by Hubbard & Winter)

Wall, in an article in the Chronicle (No. 105, Feb. 1980, Vol. 32, No. 1) states that of 79 single weight covers to Europe, 31 went to the British Isles and 48 to Europe. Wall's breakdown is as follows:

- | | |
|----------------|-------------------|
| 1. Belgium | • 2 (4 now known) |
| 2. France | • 32 |
| 3. Germany | • 5 (7 now known) |
| 4. Holland | • 4 |
| 5. Italy | • 2 |
| 6. Switzerland | • 3 |

BELGIUM - Wall lists two covers to Belgium but four have now been seen, all to the same destination, Antwerp (Anvers).




Fig. 148 August 30, 1845, to Belgium.




Fig. 149 July 31, 1845, to Belgium.

Fig. 146 - A single, position 17, tied by the "New York Mar. 5 (1846) 5 PAID" large foreign mail postmark (per Hibernia).

Fig. 147 - Shows a single, position 9, black manuscript cancel "New York Oct. 15 (1845) 5¢ PAID" (per Cambria).

Fig. 148 - Shows a single, position 20, Blue ms. cancel, "New York Aug 30" (1845) postmark (per Hibernia).

Fig. 149 - Shows the fourth cover. The stamp, position 18, is tied also by a blue pen. There is no New York postmark but the letter is date-lined New York 31 July 1845 (per Britannia).

FRANCE - Wall records 32 single-rate covers to France. Figs. 150 & 151 show two different examples. They are:



Fig. 150 To France, COLONIES & c. ART. 12.

Fig. 150 - Single, position 34, with A.C.M. with periods, manuscript cancel on Dobler & Co. correspondence. "New York 30 Aug. 5 cts" (1845) postmark and "COLONIES & c. ART.12" (per Hibernia). This cover shows the Anglo-French accounting marking used prior to Jan. 1, 1846.

Fig. 151- Single, position 36, tied by a large "New York May 15 5 PAID" (1846) postmark and "COLONIES & c. ART.13", the Anglo-French accounting marking used after Jan 1, 1846, (per Cambria).



Fig. 151 To France, COLONIES & c. ART. 13.

One of the finest examples of mail to France is the July 15, 1845, (earliest usage) cover shown in Fig. 69. (page 55)

GERMANY - Wall records 5 examples; seven are now recorded:

Fig. 152 - Single, position 40, tied by large New York Foreign Mail postmark. "New York Jan. 11 5 PAID" (1846) on folded letter to Berlin, Prussia (per Hibernia).

Fig. 153 - Single, position 18, manuscript cancel, New York Dec. 31 (1845) to Schweinfurt, Bavaria (per Acadia).

Fig. 154 - Single, position 36, manuscript cancel, New York Aug. 15 (1845) to Hessin, Germany (per Cambria).

Fig. 155 - Single, position 33, tied by large "New York Jan 31 5 PAID" (1846) on folded letter to Dusseldorf, Germany (per Hibernia).

Fig. 156 - Single, position 20, unsigned, tied by "PAID" in arc, "New York 15 Jul 5 cts" postmark on 1845. Earliest use to Frankfurt, Germany (per Acadia).

Fig. 157 - Single, badly defective, tied by New York postmark on cover to Germany. Sold as lot 28 in the Siegel sale of Nov. 19, 1964. (Same as Fig. 72) (Chronicle 113, pg. 11, Feb. 82, Vol. 34 No.1)




Fig. 152 To Berlin, Prussia.




Fig. 153 To Schweinfurt, Bavaria.



Fig. 154 To Hessin, Germany.




Fig. 155 To Dusseldorf, Germany.



Fig. 156 Earliest Known Use to Frankfurt, Germany.




Fig. 157 Partial illustration of another Earliest Known Use to Germany.

Fig. 158 - Single, position 30, initialed small A.C.M. with periods, Type III-A (earliest recorded use), tied by "New York July 31 5 cts" postmark (1845) on cover to Prussia (per Britannia).

HOLLAND - Wall records 4 examples. Two are as follows:

Fig. 129 - (page 94), previously described usage with the U.S. City Despatch Carrier stamp (per Caledonia).

Fig. 159 - Single, tied by manuscript 4 "PAID" on cover to Rotterdam;

(per Hibernia). However, since this cover has a manuscript "120" rating mark under the stamp, the use of this stamp on this cover has been questioned. The cover was sold "as is" in the Weill sale for \$1,210. (Chronicle, 105, Vol. 32 No.1)



Fig. 158 Another to Prussia.



Fig. 159 To Rotterdam, with stamp most likely added.



Fig. 160 To Sardinia.




Fig. 161 U.S. Express Mail to Sardinia.

ITALY - Wall records 2 examples. They are:

Fig. 160 - Single, position 17, 1845 use. No New York postmark, tied by boxed "Detained for Postage" on cover to Genoa, Sardinia. The letter was

held by the British Post Office until internal and foreign postage had been received in full (2/5) whereupon it was sent prepaid to Sardinia. The addressee most likely sent the postage or had an agent in London pay the postage (per Hibernia).

Fig. 161 - Similar use, Single, position 36, tied by "P.D." U.S. Express Mail, N.Y. Oct. 15 (1845) postmark, also to Genoa. This, too, was detained for postage (per Cambria).

SWITZERLAND - Wall records 3 examples. Two of the three are:




Fig. 162 Per Cambria to Switzerland.

Fig. 162 - Single, position 11, tied by large "New York 28 Feb. 5 PAID" (1846) postmark to La Chaux de Fonds, Switzerland (per Cambria).

Fig. 163 - Single, similarly tied from same correspondence as the above (per Hibernia). (*Chronicle*, 105, Feb. 1980, pg. 9)

UNITED KINGDOM - Wall records 31 covers to the British Islands. Some examples are:

Fig. 164 - Single, position 27, tied by 1/- due mark on folded letter to Liverpool, England. "New York 5 Aug. 5 cents" (1845) postmark and "PAID" in arc (per Cambria).

Fig. 165 - Single, position 34, from Matanzas, Cuba, Aug. 6, 1846, forwarded by Collom & Iselin, N.Y. forwarders, tied by large "New York Aug. 31 5 PAID" (1846) postmark to London (per Caledonia).



Fig. 163 Similar use to Switzerland but per Hibernia.



Fig. 164 To Liverpool per Cambria.




Fig. 165 To London per Caledonia.



Fig. 166 To Greenock, Scotland, per Britannia.

Fig. 166 - Single, position 32, tied by pen cancel, "New York Sep. 29 5 cts"
(1845) postmark to Greenock, Scotland (per Britannia).



Fig. 167 Lang Freeland Cover to London, forwarded to Trieste.

Fig. 167 - Single, position 4, tied by manuscript cancel large "New York Nov. 15 5 PAID" (1845) postmark to Lang Freeland & Co., London, forwarded to Trieste, Austria (per Caledonia). A very interesting usage found on several of the 31 recorded covers to or through the British Isles.



Fig. 168 May 13, 1846, to Toronto, Canada.

CANADA - Wall records 6 covers going to either Quebec or Ontario Province. All should and do have 2 stamps as the distance from New York to the Canadian border is over 300 miles. One of the most outstanding is the ex-Waterhouse, Pope cover illustrated in Fig. 109. (page 81)

Fig. 168 - Shows an example to Toronto, the stamps postmarked New York, May 13, 1846. The cover went via Queenston, May 17, to Toronto. Since Toronto is less than 60 miles from the border, it was rated 4 1/2 d for Canadian internal postage. The manuscript cancelled stamps are both positions 2-3.




Fig. 169 Aug 15, to London, Canada West.

Fig. 169 - Pair tied by manuscript on folded letter, "New York 15 Aug 10 cts" postmark (1845) to London exchanged through Queenston on Aug. 17. The Canadian due marking of 9 pence reflects the distance to London from the exchange office (greater than 100 miles). (Chronicle, 105, Feb. 1980, Vol. 32, No. 1)

Fig. 170 - Pair, positions 8-9, manuscript cancel, "New York 12 Oct 10 cts" (1845) postmark and "PAID", stamps tied by "Queenston Oct. 16 U.C." exchange office marking and cover back-stamped "Toronto Oct. 18, 1845". Manuscript "4 1/2 d" due marking for distance less than 60 miles.

Fig. 171 - Pair, positions 36- 37, manuscript cancel, "New York 31 May 10 Cts." and "Toronto June 4 1845 U.C." postmarks to John Bell Esq., Toronto, Canada.



Fig. 170 October 12 to Toronto, Canada.




Fig. 171 May 31, 1845, to Toronto, Canada.

Fig. 172 - Pair, four large margins, tied by blue pen cancel, matching manuscript blue "10" on stamps, on a folded cover to Toronto, Canada. Light red "U.S. Express Mail N.Y., N. York Jul 28" postmark with a matching straightline "PAID"; a "Toronto U.C. Jy 29 1845" receiving mark is accompanied by a manuscript "4 1/2" . This cover last sold in the Siegel 1979 Rarities sale and realized \$1,210.



Fig. 172 U.S. Express Mail to Canada.

CANADIAN PROVINCES - Wall records 1 example to New Brunswick. Two are now known:



Fig. 173 March 20th to New Brunswick.

Fig. 173 - Pair, positions 33 - 34, tied by manuscript cancel, "New York 20 March 10 cts" (1846) postmark, to St. George, New Brunswick; this cover

being directed via the Robbiston, Maine, exchange office. The New Brunswick marking of 4 1/2 d indicates that St. George is less than 60 miles from the border.

Fig. 174 - Pair, tied by "New York 21 Sep 10 cts" (1846) postmark on folded letter to St. Johns, N.B. (New Brunswick). The New Brunswick due marking of "7" (pence) indicates that St. Johns was between 61-100 miles from the border. (Chronicle, 105, Vol. 32, No. 1)



Fig. 174 Sept. 21, 1846, to St. Johns, New Brunswick.

Wall also records an example to Halifax, Nova Scotia. This cover, sold in a Harmer sale of July 15, 1968, was described by Wall as follows:

"A single copy of the New York 5¢ (paying domestic rate to Boston), and was rated 1/-stg, due at Halifax for the packet charge from Boston. It was postmarked at New York, June 29, 1846, and back-stamped at Halifax, July 3. The cover was transported by the Caledonia from Boston, July 1."

MEXICO - There is also a cover with a pair of 5¢ New York Postmaster's Provisionals addressed to Matamoros, Mexico, during the Mexican War. This cover was exhibited by a German collector at ESPANA '84 and at PHILEXFRANCE '89 and is the only known example of a New York Postmaster's stamp used to Mexico.

TEXAS REPUBLIC - As mentioned previously (pages 87 - 88) three covers are recorded to Texas which was a republic during this time period. Of the three, only one shows Texas markings and is a most unusual use.



Fig. 175 Aug. 28, 1845, cover to Texas Republic with Washington, Texas, Free, postmark.

Fig. 175 - Pair, positions 39-40, initialed A.C.M. with periods, tied by manuscript pen cancels on folded letter from New York City, August 28, 1845, to Col. Thomas William Ward, Commissioner of General Land Office at Austin City, Texas. There is a pale red Galveston "SHIP" marking and the New York red "PAID" is crossed out. In addition, there is a "Washington (Texas) Sep 23 Free" manuscript postmark. Since it was addressed to an official of the Texas Republic, the Texas postage was "Free". The pair of 5¢ New York Provisionals only paid the postage to a United States port (probably New Orleans) where the cover was placed on board a ship bound for Galveston. This is the only example of "mixed franking" recorded as there was no postal treaty with Texas.

CARRIERS AND LOCALS

"Carriers' Stamps" is a term applied to stamps issued in the United States which were used to defray the cost of: delivery charges to a post office on letters going to another post office (pick-up charge); pick-up and delivery in the same city (local letters handled entirely by the Carrier department); and the delivery of letters to an addressee (handled by the Carrier division).

The "semi-official" carriers' stamps were issued by the local postmasters under the authority of the Postmaster General. During the period of the New York Postmaster's Provisional, only one city issued "carriers' stamps": New York.

The 5¢ New York is the only Postmaster's Provisional recorded used with a carriers' stamp. Two examples are known. One, Fig. 91, is the New Hamburg "RHM" cover of August 20, which has a 5¢ New York used with a 3¢ New York City Despatch carriers' stamp (Scott No. 6LB5). While this cover has a good Philatelic Foundation certificate, a number of specialists feel the carriers' stamp did not originate and does not belong on this otherwise genuine cover. The other example is the cover front to Holland, shown in Fig. 129, and discussed in the section on the City Despatch Post uses (pages 93 & 94). This is truly an amazing use.




Fig. 176 Cover with Boyd's City Express stamp.

"Local stamps" include stamps issued by Local Posts (city delivery) and other private posts, which competed with or supplemented official post office services. A few were in operation in the principal cities of Baltimore, Boston, New York and Philadelphia, during the period of the New York Provisionals. However, only one example of a Local Post stamp used with a 5¢ New York is recorded. The stamp is a Boyd's City Express 2¢ black on green paper, Type IV, used with a 5¢ New York on a rebacked cover front to Albany, N.Y. The local is cancelled in pen, the 5¢ is cancelled with the square grid and the use is Mar. 16, (1847). Each stamp is creased and tied by a file fold. The cover was issued PF certificate No. 47005 as a genuine use. (Fig. 176)

SPERATI COUNTERFEIT

In the multi-volume study of the forgeries of Giovanni (Jean) de Sperati, published by the British Philatelic Association, there are six listings under the United States (excluding Hawaii). One of these is the 5¢ New York Postmaster's Provisional.

The essential difference between the stamps and Sperati's forgeries is that the genuine stamps are engraved, whereas the forgeries are photolithographs.

Thus, on the genuine, the inked lines are raised above the surface of the paper, impressions are fine, and the engraved cross-hatched lines of shading within the oval are continuous, uniform and of equal thickness.

In contrast, on the forgeries, the inked lines are flat and have become thickened so that the white space between the lines has been lost and the impression is coarse; the lines of shading within the oval are rough and broken. In addition to these general characteristics, there are three specific tests for the Sperati forgeries:

- (i) There is a projection on the right side of the "O" of "POST" and the serifs of the "T" of "POST" are detached from the upright.
- (ii) The top left serif of the second "F" of "OFFICE" is missing.
- iii) There is a large white spot between the "N" and "T" of "CENTS".





Fig. 177 B.P.A Type A Forgery.

The British Philatelic Association distinguishes two types of the forgery: Type A, (Fig. 177), was probably mass produced by Sperati after World War II, while Type B, (Fig. 178), was produced in limited numbers before the war. Compared to Type A, Type B is a somewhat cleaner and relatively finer impression, with these characteristics being most noticeable in the shading within the oval.




Fig. 178 B.P.A Type B Forgery.

All of the forgeries are of position 29, which shows a slight double transfer, especially in "POST". The ink used to "validate" the stamp is a dark maroon and the "cancels" are either the curved "PAID" or the New York date stamp. "Die Proofs", signed by Sperati, are also known.



Strip of four, Pos. 6-9, on a double rate cover to Geneva, N.Y.

BIBLIOGRAPHY

- Ashbrook, Stanley, American Philatelist, (Sept, 1938), Vol. 50, No. 12, pp. 612-17.
- Brazer, Clarence, Congress Book, 1954, p. 62.
- Boggs, Winthrop, Collectors Club Philatelist, (Sep. 1952), Vol. 31, No. 5.
- Hart, O. S., Some Notes on the New York Postmaster's Provisional Five Cents Black 1845 (1911).
- Hatfield, Abraham, New York Provisional Postmaster Stamp (1921), by Scott Stamp and Coin Co.
- Jarrett, Henry K, Stamp Magazine, (Jan. 5 1957, p. 24.)
- Luff, John N. , The Postage Stamps of the United States (1941), pp. 24-27.
- MacGuffin, Paul , American Philatelist, (May, 1936), Vol. 49, No. 8, pp. 373-96.
- Philips, Charles, Mekeel's Weekly Stamp News, (Apr. 23, 1928).
- Wall, Philip T., Chronicle, No. 97, (Feb. 1978), Vol. 30, No. 1, p. 8.
- Wall, Philip T., Chronicle, No. 98, (May 1978), Vol. 30, No. 2, p. 80.
- Wall, Philip T., Chronicle, No. 99, (Aug. 1978), Vol. 30, No. 3, p. 165.
- Wall, Philip T., Chronicle, No. 100, (Nov. 1978), Vol. 30, No. 4, p. 235.
- Wall, Philip T., Chronicle, No. 101, (Feb. 1979), Vol. 31, No. 1, p. 10.
- Wall, Philip T., Chronicle, No. 102, (May 1979), Vol. 31, No. 2, p. 88.
- Wall, Philip T., Chronicle, No. 103, (Aug. 1979), Vol. 31, No. 3, p. 160.
- Wall, Philip T., Chronicle, No. 104, (Nov. 1979), Vol. 31, No. 4, p. 232.
- Wall, Philip T., Chronicle, No. 105, (Feb. 1980), Vol. 32, No. 1, p. 9.
- Wall, Philip T., Chronicle, No. 106, (May 1980), Vol. 32, No. 2, p. 82.
- Wall, Philip T., Chronicle, No. 107, (Aug. 1980), Vol. 32, No. 3, p. 152.
- Wall, Philip T., Chronicle, No. 108, (Nov. 1980), Vol. 32, No. 4, p. 227.
- Wall, Philip T., Chronicle, No. 109, (Feb. 1981), Vol. 33, No. 1, p. 9.
- Wall, Philip T., Chronicle, No. 110, (May 1981), Vol. 33, No. 2, p. 82.
- Wall, Philip T., Chronicle, No. 111, (Aug. 1981), Vol. 33, No. 3, p. 152.
- Wall, Philip T., Chronicle, No. 112, (Nov. 1981), Vol. 33, No. 4, p. 224.
- Wall, Philip T., Chronicle, No. 113, (Feb. 1982), Vol. 34, No. 1, p. 8.
- Wall, Philip T., Chronicle, No. 114, (May 1982), Vol. 34, No. 2, p. 92.
- Wall, Philip T., Chronicle, No. 115, (Aug. 1982), Vol. 34, No. 3, p. 160.
- Wall, Philip T., Chronicle, No. 116, (Nov. 1982), Vol. 34, No. 4, p. 234.
- Wall, Philip T., Chronicle, No. 117, (Feb. 1983), Vol. 35, No. 1, p. 12.
- Wall, Philip T., Chronicle, No. 118, (May 1983), Vol. 35, No. 2, p. 85.
- Ward, Philip H., Mekeel's Weekly Stamp News, (Oct. 18, 1926).